

Steven L. Harrah, CPA

Treasurer-Tax Collector



Christina N. Hernandez

Assistant Treasurer-Tax Collector

March 1, 2018

To: Sutter County Board of Supervisors  
Sutter County Pooled Money Investment Board

Re: Sutter County Investment Portfolio Report for January 31, 2018

Attached is a copy of Sutter County's Investment Portfolio as of January 31, 2018. This following schedule includes all short-term, mid-term and long-term investments held at the conclusion of business on the final day of the month.

As Treasurer and Tax Collector, I certify that this document reflects the government agencies' pooled investments and that all investments are in compliance with the County of Sutter Investment Policy.

The combined cash and investments in the county treasury total \$254,640,209 and will provide sufficient cash flow liquidity to meet estimated pooled treasury expenditures for the next six months.

Invested treasury funds total \$247,015,249 with \$28,115,402 under the management of the Local Agency Investment Fund and California Asset Management Program. The Bank of New York, which provides third-party safekeeping services to Sutter County, furnishes market value data. The dollar-weighted average maturity of invested funds is 1,075 days.

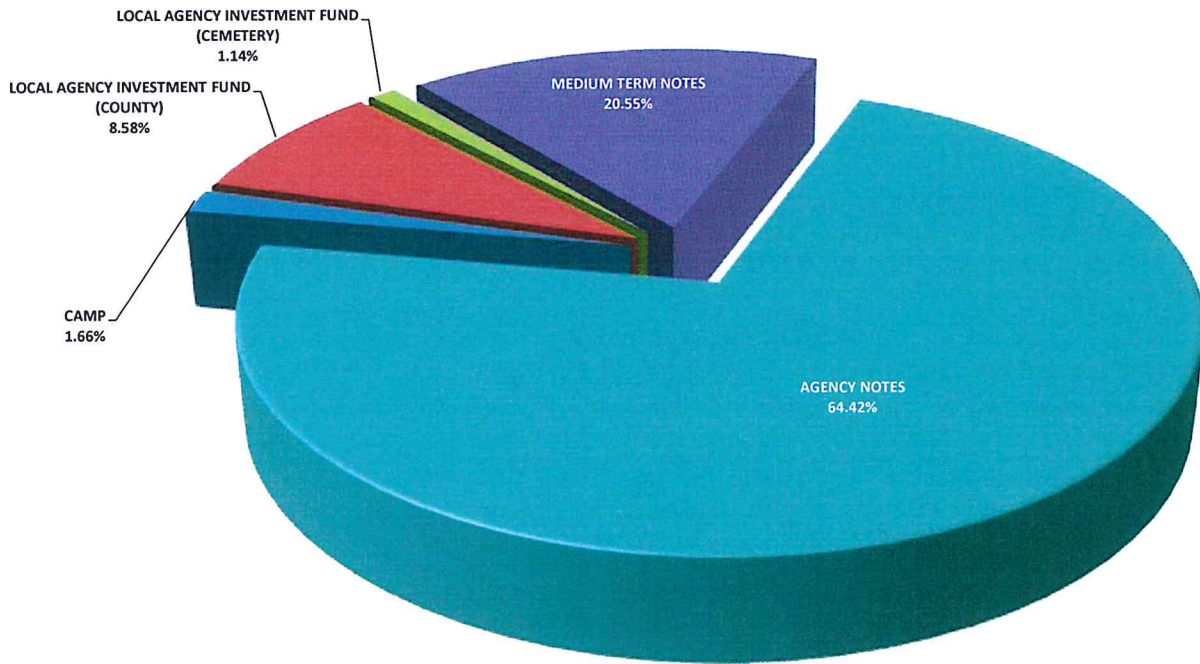
Investments are selected based on criteria contained in the Sutter County Investment Policy, which emphasizes safety, liquidity, yield and diversification. Therefore, the interest rates will fluctuate and the types of investments will vary depending upon county needs and market availability on a particular day.

Respectfully submitted,

A handwritten signature in blue ink, appearing to read "Steven L. Harrah", is written over a horizontal line.

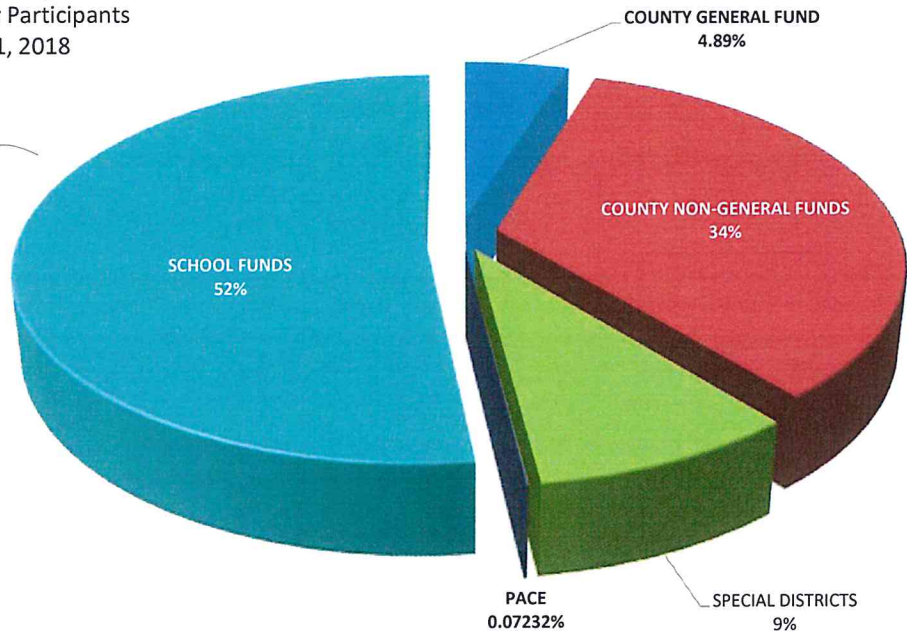
Steven L. Harrah, CPA  
Treasurer-Tax Collector

**Sutter County Pooled Investment Portfolio  
January 31, 2018**

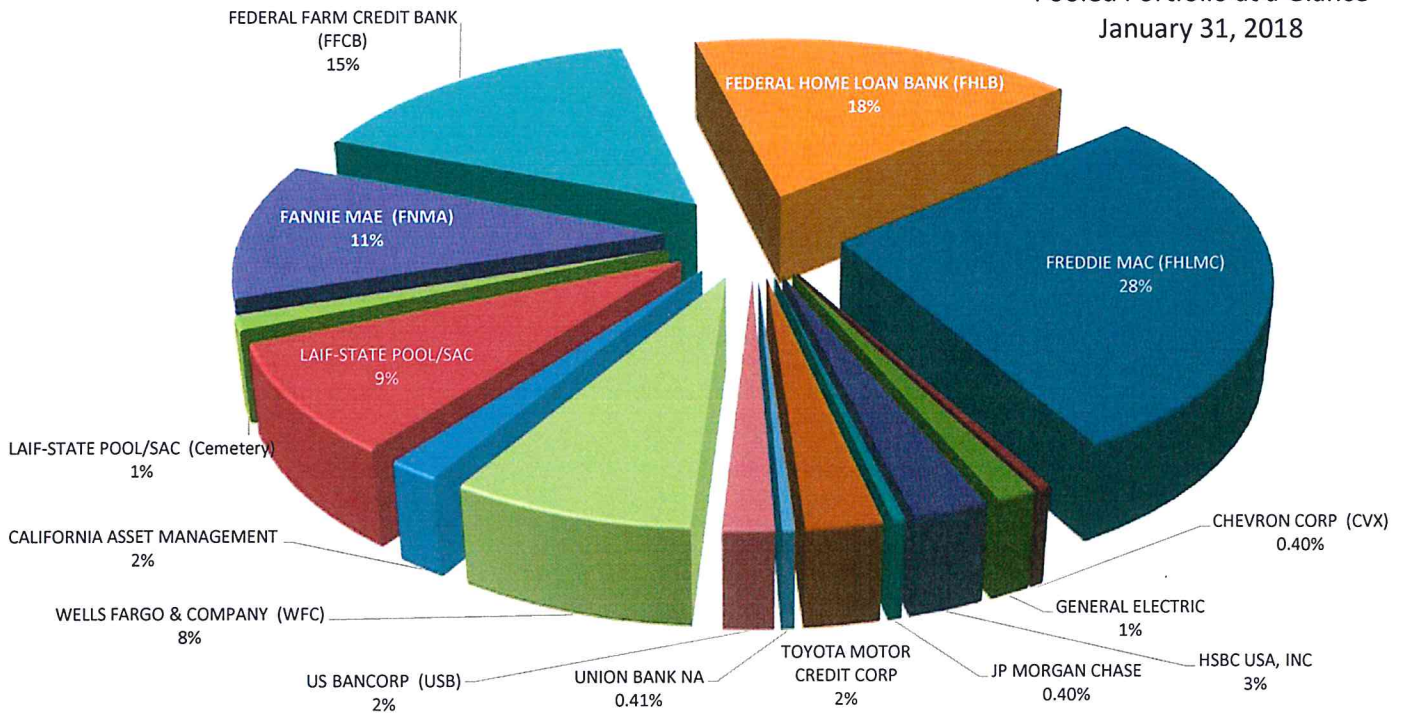


	<u>BOOK VALUE</u>	<u>PERCENTAGE OF MANAGED PORTFOLIO</u>	<u>INVESTED % OF POOLED PORTFOLIO</u>	<u>AVERAGE DAYS TO MATURITY</u>	<u>AVERAGE YIELD</u>
CAMP	\$4,110,489.57	1.66%	1.68%	1	1.43%
LOCAL AGENCY INVESTMENT FUND (COUNTY)	21,188,038.54	8.58%	8.68%	1	1.35%
LOCAL AGENCY INVESTMENT FUND (CEMETERY)	2,816,873.99	1.14%	-	1	1.35%
MEDIUM TERM NOTES	41,152,127.70	16.66%	16.85%	1,046	2.09%
AGENCY NOTES	<u>177,747,718.78</u>	<u>71.96%</u>	<u>72.79%</u>	<u>1,286</u>	<u>1.62%</u>
<b>TOTAL MANAGED INVESTMENTS</b>	<b>\$247,015,248.58</b>	<b>100.00%</b>		<u>1,198</u>	<u>1.70%</u>
LESS: LAIF FUNDS NOT POOLED	<u>2,816,873.99</u>	<u>1.14%</u>			
<b>TOTAL POOLED INVESTMENTS</b>	<b><u>\$244,198,374.59</u></b>	<b><u>98.86%</u></b>	<b><u>100.00%</u></b>	<u>1,197</u>	<u>1.71%</u>

Sutter County  
Pooled Treasury Participants  
January 31, 2018



Sutter County  
Pooled Portfolio at a Glance  
January 31, 2018



**SUTTER COUNTY**  
**INVESTMENT PORTFOLIO**  
**January 31, 2018**



TREASURY NUMBER	INSTITUTION/BRANCH	BOOK VALUE	MARKET VALUE	PAR VALUE	DATE	DATE	TOTAL DAYS	YIELD	RATE
					INVESTED	MATURES			
2018-00A	CALIFORNIA ASSET MANAGEMENT	\$4,110,489.57	\$4,110,489.57	\$4,110,489.57	N/A	N/A	N/A	1.4300%	1.4300%
2018-00B	LAIF-STATE POOL/SAC	21,188,038.54	21,188,038.54	21,188,038.54	N/A	N/A	N/A	1.3500%	1.3500%
2018-00C	LAIF-STATE POOL/SAC (Cemetery)	2,816,873.99	2,816,873.99	2,816,873.99	N/A	N/A	N/A	1.3500%	1.3500%
	TOTAL MANAGED FUNDS	28,115,402.10	28,115,402.10	28,115,402.10					
<b>AGENCY NOTES</b>									
2013-031	FEDERAL FARM CREDIT BANK (FFCB)	1,999,972.34	1,998,080.00	2,000,000.00	04/11/13	04/11/18	1,826	1.0100%	1.0000%
2013-054	FEDERAL HOME LOAN BANK (FHLB)	4,000,000.00	3,993,200.00	4,000,000.00	05/16/13	05/16/18	1,826	1.0000%	1.0000%
2015-119	FEDERAL HOME LOAN BANK (FHLB)	2,284,472.55	2,268,297.14	2,285,714.28	10/29/15	10/29/20	1,827	1.2500%	1.2500%
2016-014	FEDERAL FARM CREDIT BANK (FFCB)	4,000,000.00	3,928,400.00	4,000,000.00	02/24/16	02/24/20	1,461	1.4000%	1.4000%
2016-015	FEDERAL FARM CREDIT BANK (FFCB)	2,000,000.00	1,979,900.00	2,000,000.00	02/23/16	05/23/19	1,185	1.2500%	1.2500%
2016-017	FANNIE MAE (FNMA)	4,000,000.00	3,955,160.00	4,000,000.00	03/15/16	03/15/21	1,826	1.4000%	1.4000%
2016-024	FANNIE MAE (FNMA)	1,999,359.26	1,977,580.00	2,000,000.00	03/15/16	03/15/21	1,826	1.4254%	1.4000%
2016-035	FREDDIE MAC (FHLMC)	2,000,000.00	1,979,220.00	2,000,000.00	03/30/16	03/30/21	1,826	1.2500%	1.2500%
2016-043	FREDDIE MAC (FHLMC)	4,000,000.00	3,908,720.00	4,000,000.00	04/28/16	04/28/21	1,826	1.3750%	1.3750%
2016-046	FEDERAL HOME LOAN BANK (FHLB)	4,000,000.00	3,903,400.00	4,000,000.00	04/26/16	04/26/21	1,826	1.7000%	1.7000%
2016-048	FREDDIE MAC (FHLMC)	4,000,000.00	3,917,240.00	4,000,000.00	04/28/16	04/28/21	1,826	1.2500%	1.2500%
2016-049	FEDERAL FARM CREDIT BANK (FFCB)	4,000,000.00	3,896,800.00	4,000,000.00	04/12/16	04/12/21	1,826	1.6800%	1.6800%
2016-052	FEDERAL HOME LOAN BANK (FHLB)	4,000,000.00	3,861,920.00	4,000,000.00	04/20/16	04/20/21	1,826	1.6250%	1.6250%
2016-054	FEDERAL FARM CREDIT BANK (FFCB)	2,000,000.00	1,962,060.00	2,000,000.00	04/14/16	04/13/20	1,460	1.4000%	1.4000%
2016-064	FEDERAL FARM CREDIT BANK (FFCB)	2,000,000.00	1,946,320.00	2,000,000.00	05/03/16	05/03/21	1,826	1.7000%	1.7000%
2016-072	FEDERAL FARM CREDIT BANK (FFCB)	2,000,000.00	1,946,920.00	2,000,000.00	05/12/16	05/12/21	1,826	1.6400%	1.6400%
2016-077	FREDDIE MAC (FHLMC)	4,000,000.00	3,984,560.00	4,000,000.00	06/09/16	06/09/21	1,826	1.2500%	1.2500%
2016-088	FREDDIE MAC (FHLMC)	1,000,000.00	993,070.00	1,000,000.00	06/30/16	06/30/21	1,826	1.5000%	1.5000%
2016-090	FEDERAL FARM CREDIT BANK (FFCB)	2,000,000.00	1,956,300.00	2,000,000.00	06/29/16	06/29/20	1,461	1.4200%	1.4200%
2016-092	FANNIE MAE (FNMA)	5,005,594.74	4,819,500.00	5,000,000.00	06/30/16	06/30/21	1,826	1.3029%	1.6250%
2016-094	FEDERAL FARM CREDIT BANK (FFCB)	2,000,000.00	1,992,100.00	2,000,000.00	07/05/16	07/05/18	730	0.7800%	0.7800%
2016-097	FEDERAL HOME LOAN BANK (FHLB)	2,000,000.00	1,945,600.00	2,000,000.00	07/13/16	10/13/20	1,553	1.3750%	1.3750%
2016-101	FREDDIE MAC (FHLMC)	4,000,000.00	3,915,560.00	4,000,000.00	07/27/16	07/27/21	1,826	1.0000%	1.0000%
2016-102	FEDERAL FARM CREDIT BANK (FFCB)	2,000,000.00	1,921,020.00	2,000,000.00	07/14/16	07/14/21	1,826	1.4800%	1.4800%
2016-103	FANNIE MAE (FNMA)	4,000,000.00	3,933,480.00	4,000,000.00	07/28/16	07/28/21	1,826	1.0000%	1.0000%
2016-104	FANNIE MAE (FNMA)	4,000,000.00	3,913,480.00	4,000,000.00	07/20/16	07/20/21	1,826	2.0000%	2.0000%
2016-111	FREDDIE MAC (FHLMC)	3,000,000.00	2,965,200.00	3,000,000.00	08/16/16	08/16/21	1,826	1.1250%	1.1250%
2016-115	FEDERAL FARM CREDIT BANK (FFCB)	2,000,000.00	1,927,860.00	2,000,000.00	08/16/16	08/16/21	1,826	1.4400%	1.4400%
2016-116	FREDDIE MAC (FHLMC)	2,000,000.00	1,933,380.00	2,000,000.00	08/30/16	08/27/21	1,823	1.3500%	1.3500%
2016-117	FREDDIE MAC (FHLMC)	4,001,798.20	3,953,600.00	4,000,000.00	08/16/16	08/16/21	1,826	1.5000%	1.5000%
2016-122	FREDDIE MAC (FHLMC)	4,000,000.00	3,900,320.00	4,000,000.00	09/13/16	09/13/21	1,826	1.2500%	1.2500%
2016-125	FREDDIE MAC (FHLMC)	2,000,000.00	1,956,940.00	2,000,000.00	09/29/16	09/29/21	1,826	1.3750%	1.3750%
2016-126	FANNIE MAE (FNMA)	2,000,000.00	1,920,060.00	2,000,000.00	09/29/16	09/29/21	1,826	1.6000%	1.6000%
2016-132	FREDDIE MAC (FHLMC)	2,000,000.00	1,956,940.00	2,000,000.00	09/29/16	09/29/21	1,826	1.3750%	1.3750%
2016-133	FREDDIE MAC (FHLMC)	2,000,000.00	1,933,940.00	2,000,000.00	09/29/16	09/29/21	1,826	1.6500%	1.6500%
2016-134	FANNIE MAE (FNMA)	2,000,000.00	1,911,520.00	2,000,000.00	09/30/16	09/30/21	1,826	1.6250%	1.6250%

**SUTTER COUNTY**  
**INVESTMENT PORTFOLIO**  
**January 31, 2018**



TREASURY NUMBER	INSTITUTION/BRANCH	BOOK VALUE	MARKET VALUE	PAR VALUE	DATE INVESTED	DATE MATURES	TOTAL DAYS INVESTED	YIELD	RATE
2016-140	FREDDIE MAC (FHLMC)	1,000,000.00	956,760.00	1,000,000.00	10/28/16	10/28/21	1,826	1.6500%	1.6500%
2016-142	FANNIE MAE (FNMA)	2,000,000.00	1,965,300.00	2,000,000.00	10/28/16	10/30/19	1,097	1.1250%	1.1250%
2016-148	FREDDIE MAC (FHLMC)	2,000,000.00	1,965,300.00	2,000,000.00	10/21/16	10/28/21	1,833	1.2500%	1.2500%
2016-149	FREDDIE MAC (FHLMC)	4,000,000.00	3,921,120.00	4,000,000.00	11/04/16	11/04/21	1,826	1.5000%	1.5000%
2016-151	FEDERAL HOME LOAN BANK (FHLB)	4,000,000.00	3,939,240.00	4,000,000.00	11/04/16	11/04/21	1,826	1.5000%	1.5000%
2016-152	FEDERAL HOME LOAN BANK (FHLB)	2,965,000.00	2,894,166.15	2,965,000.00	11/23/16	11/23/21	1,826	1.3000%	1.3000%
2016-153	FEDERAL HOME LOAN BANK (FHLB)	2,000,000.00	1,927,700.00	2,000,000.00	11/23/16	11/23/21	1,826	1.6500%	1.6500%
2016-161	FEDERAL HOME LOAN BANK (FHLB)	1,999,608.67	1,926,600.00	2,000,000.00	11/30/16	11/26/21	1,822	1.6553%	1.6500%
2016-163	FREDDIE MAC (FHLMC)	2,000,000.00	1,954,980.00	2,000,000.00	12/09/16	12/09/21	1,826	1.5000%	1.5000%
2016-166	FEDERAL HOME LOAN BANK (FHLB)	1,995,249.22	1,978,340.00	2,000,000.00	11/16/16	05/15/20	1,276	1.3025%	1.0000%
2016-169	FEDERAL FARM CREDIT BANK (FFCB)	1,996,087.08	1,948,040.00	2,000,000.00	11/29/16	11/29/21	1,826	1.7600%	1.8125%
2016-172	FEDERAL FARM CREDIT BANK (FFCB)	1,993,739.32	1,948,040.00	2,000,000.00	11/29/16	11/29/21	1,826	1.7600%	1.8444%
2016-174	FEDERAL FARM CREDIT BANK (FFCB)	1,000,000.00	974,920.00	1,000,000.00	12/01/16	06/01/21	1,643	2.0000%	2.0000%
2016-178	FEDERAL HOME LOAN BANK (FHLB)	2,000,000.00	1,954,500.00	2,000,000.00	12/06/16	12/06/21	1,826	2.0500%	2.0500%
2016-180	FEDERAL HOME LOAN BANK (FHLB)	1,989,280.94	1,958,640.00	2,000,000.00	12/02/16	11/29/21	1,823	2.0199%	1.8750%
2017-022	FANNIE MAE (FNMA)	2,000,000.00	1,959,400.00	2,000,000.00	03/29/17	03/29/22	1,826	2.1700%	2.1700%
2017-053	FREDDIE MAC (FHLMC)	2,000,000.00	1,983,540.00	2,000,000.00	05/17/17	05/17/22	1,826	1.5000%	1.5000%
2017-090	FREDDIE MAC (FHLMC)	3,405,000.00	3,381,062.85	3,405,000.00	08/07/17	06/29/22	1,787	1.5000%	1.5000%
2017-091	FEDERAL HOME LOAN BANK (FHLB)	2,998,612.54	2,935,860.00	3,000,000.00	08/16/17	08/16/22	1,826	1.7500%	1.7500%
2017-105	FEDERAL FARM CREDIT BANK (FFCB)	4,000,000.00	3,902,040.00	4,000,000.00	09/14/17	03/14/22	1,642	1.9500%	1.9500%
2017-119	FREDDIE MAC (FHLMC)	2,113,963.92	2,084,066.00	2,120,000.00	09/28/17	09/29/22	1,827	1.8400%	1.6250%
2017-120	FEDERAL HOME LOAN BANK (FHLB)	1,000,000.00	975,320.00	1,000,000.00	10/26/17	10/26/22	1,826	2.2500%	2.2500%
2017-125	FEDERAL HOME LOAN BANK (FHLB)	1,000,000.00	979,060.00	1,000,000.00	10/30/17	10/26/22	1,822	2.2500%	2.2500%
2017-126	FREDDIE MAC (FHLMC)	1,000,000.00	993,690.00	1,000,000.00	10/27/17	10/27/22	1,826	1.7500%	1.7500%
2017-130	FEDERAL HOME LOAN BANK (FHLB)	1,000,000.00	985,550.00	1,000,000.00	11/14/17	11/14/22	1,826	2.0000%	2.0000%
2017-135	FEDERAL HOME LOAN BANK (FHLB)	3,000,000.00	2,968,740.00	3,000,000.00	11/28/17	05/28/21	1,277	2.0000%	2.0000%
2017-136	FREDDIE MAC (FHLMC)	3,000,000.00	2,960,820.00	3,000,000.00	11/28/17	11/28/22	1,826	2.0000%	2.0000%
2017-139	FREDDIE MAC (FHLMC)	2,000,000.00	1,979,840.00	2,000,000.00	11/28/17	11/28/22	1,826	2.0000%	2.0000%
2017-143	FEDERAL FARM CREDIT BANK (FFCB)	1,000,000.00	979,230.00	1,000,000.00	11/28/17	11/28/22	1,826	2.3200%	2.3200%
2017-146	FREDDIE MAC (FHLMC)	4,000,000.00	3,985,280.00	4,000,000.00	12/27/17	12/27/22	1,826	2.0000%	2.0000%
2017-151	FREDDIE MAC (FHLMC)	1,000,000.00	994,800.00	1,000,000.00	12/21/17	12/21/22	1,826	2.0000%	2.0000%
2017-154	FREDDIE MAC (FHLMC)	2,000,000.00	1,975,440.00	2,000,000.00	12/28/17	12/28/21	1,461	2.2500%	2.2500%
2017-160	FEDERAL FARM CREDIT BANK (FFCB)	2,000,000.00	1,978,740.00	2,000,000.00	12/28/17	06/28/21	1,278	2.3000%	2.3000%
2018-002	FEDERAL HOME LOAN BANK (FHLB)	1,000,000.00	991,270.00	1,000,000.00	01/25/18	01/25/22	1,461	2.3500%	2.3500%
2018-003	FREDDIE MAC (FHLMC)	1,000,000.00	993,290.00	1,000,000.00	01/30/18	01/30/23	1,826	2.5500%	2.5500%
2018-004	FREDDIE MAC (FHLMC)	1,000,000.00	996,870.00	1,000,000.00	01/30/18	01/30/23	1,826	2.0000%	2.0000%

Total Agency Notes 177,747,718.78 174,355,222.14 177,775,714.28



Sutter County Pool Treasury Portfolio  
 Transactions  
 For the Month ended January 31, 2018

Treasury Number	Settlement Date	Broker	Asset	Rate	Purchase at Cost	Sale / Call	Maturities	Coupon Received
<b>MANAGED FUNDS</b>								
2018-001	1/2/2018	CAMP	CAMP (2018-00A)	1.2900%	4,503.70			4,503.70
2018-005	1/9/2018	LAIF	LAIF (2018-00B)	1.1720%		1,000,000.00		
2018-006	1/10/2018	LAIF	LAIF (2018-00B)	1.1720%		6,000,000.00		
2018-007	1/16/2018	LAIF	LAIF (2018-00B)	1.1720%		1,000,000.00		
2018-008	1/12/2018	LAIF	LAIF (2018-00B)	1.2000%	66,917.51			66,917.51
2018-009	1/12/2018	LAIF	LAIF (2018-00C)	1.2000%	8,379.98			8,379.98
2018-010	1/19/2018	LAIF	LAIF (2018-00B)	1.2000%		8,000,000.00		
2018-011	1/25/2018	LAIF	LAIF (2018-00B)	1.2000%		10,000,000.00		
2018-012	1/26/2018	LAIF	LAIF (2018-00B)	1.2000%		10,000,000.00		
2018-013	1/30/2018	LAIF	LAIF (2018-00B)	1.2000%	6,000,000.00			
					<u>6,079,801.19</u>	<u>36,000,000.00</u>		<u>79,801.19</u>

**PURCHASES/SALES/CALLS/MATURITIES**

2018-002	1/25/2018	Cantor Fitzgerald	FEDERAL HOME LOAN BANK (FHLB)	2.3500%	1,000,000.00			
2018-003	1/30/2018	Cantor Fitzgerald	FREDDIE MAC (FHLMC)	2.5500%	1,000,000.00			
2018-004	1/30/2018	Cantor Fitzgerald	FREDDIE MAC (FHLMC)	2.0000%	1,000,000.00			
2013-012	1/25/2018		JP MORGAN CHASE	1.8000%			1,750,000.00	15,750.00
					<u>3,000,000.00</u>	<u>0.00</u>	<u>1,750,000.00</u>	<u>15,750.00</u>

**COUPONS**

2016-088	1/2/2018		FREDDIE MAC (FHLMC)	1.5000%				7,500.00
2016-092	1/2/2018		FANNIE MAE (FNMA)	1.6250%				40,625.00
2016-094	1/5/2018		FERAL FARM CREDIT BANK	0.7800%				7,800.00
2015-137	1/8/2018		GENERAL ELECTRIC CAP.	5.5000%				82,500.00
2016-102	1/16/2018		FEDERAL FARM CREDIT BANK (FFCB)	1.4800%				14,800.00
2016-104	1/22/2018		FANNIE MAE (FNMA)	2.0000%				40,000.00
2016-110	1/26/2018		WELLS FARGO CO. (WFC)	2.1000%				21,000.00
2017-009	1/26/2018		WELLS FARGO CO. (WFC)	2.1000%				21,000.00
2016-101	1/29/2018		FREDDIE MAC (FHLMC)	1.0000%				20,000.00
2016-187	1/29/2018		US BANKCORP	2.3500%				23,500.00
2016-103	1/29/2018		FANNIE MAE (FNMA)	1.0000%				20,000.00
			Total coupons from bonds					<u>298,725.00</u>
			Total coupon receipts for the period					<u>394,276.19</u>

Total portfolio activity	<u>9,079,801.19</u>	<u>36,000,000.00</u>	<u>1,750,000.00</u>
--------------------------	---------------------	----------------------	---------------------

**Reconciliation**

Total Change due to activity	(28,670,198.81)
Final amortization of premium 2013-012	(30.03)
Portfolio balance December 31, 2017	<u>275,685,477.42</u>
Total Pool Portfolio January 31, 2018	<u>247,015,248.58</u>