

Nicholas F. Valencia
Treasurer-Tax Collector



Christina N. Hernandez
Assistant Treasurer-Tax Collector

June 30, 2023

To: Sutter County Board of Supervisors

Re: Sutter County Investment Portfolio Report for May 31, 2023

Following is the Sutter County Investment Portfolio report as of May 31, 2023. The schedule includes all short-term, mid-term and long-term investments held at the conclusion of business on the final day of the month. The Sutter County Treasurer and Tax Collector is given authority over the pooled investment portfolio through Board delegation pursuant to Government Code §27000.1. Investment activities of the pooled treasury are governed by Government Code §53601 as incorporated in the Sutter County Investment Policy. Investment of the county's, school districts' and special districts' surplus funds start with the objective of safety of the principle to minimize possibility losses. Following safety is the liquidity objective to provide coverage of day to day operations and to meet contingency as they arise. The final objective is earning a reasonable return or yield on the funds invested. The Sutter County Investment Policy may be found on the Treasurer's webpage at: https://www.suttercounty.org/assets/pdf/ttc/Investment_Policy_2022.pdf

As Treasurer and Tax Collector, I certify that this document reflects the government agencies' pooled investments and that all investments are in compliance with the County of Sutter Investment Policy.

The combined cash and investments in the county treasury total \$477,433,794.46 and will provide sufficient cash flow liquidity to meet estimated pooled treasury expenditures for the next six months.

Invested treasury funds total \$471,126,974.39 with \$123,910,240.33 under the management of the Local Agency Investment Fund, California Asset Management Program, CalTRUST, and Money Market Mutual Funds with Five Star Bank. The Bank of New York, which provides third-party safekeeping services to Sutter County, provides market value data. The dollar-weighted average maturity of invested funds is 715 days.

Investments are selected based on criteria contained in the Sutter County Investment Policy, which emphasizes safety, liquidity, yield, and diversification. Therefore, the interest rates will fluctuate, and the types of investments will vary depending upon county needs and market availability on a particular day.

Respectfully submitted,

A handwritten signature in blue ink, appearing to read "Nicholas Valencia".

Nicholas F. Valencia
Treasurer-Tax Collector

**SUTTER COUNTY
INVESTMENT PORTFOLIO
May 31, 2023**



TREASURY	NUMBER	INSTITUTION/BRANCH	CUSIP	BOOK VALUE	MARKET VALUE	PAR VALUE	INVESTED	DATE	MATURES	TOTAL DAYS	LINKED	
											YIELD	RATE
MANAGED FUNDS												
2023-00A	CAMP	0	94,415,554.20	94,415,554.20	94,415,554.20	N/A	N/A	N/A	N/A	N/A	5.16000%	5.16000%
2023-00B	LAIF-STATE POOL/SAC	0	5,631,834.84	5,631,834.84	5,631,834.84	N/A	N/A	N/A	N/A	N/A	2.74000%	2.74000%
2023-00C	LAIF-STATE POOL/SAC (Cemetery)	0	3,766,998.94	3,766,998.94	3,766,998.94	N/A	N/A	N/A	N/A	N/A	2.74000%	2.74000%
2023-00D	FIVE STAR BANK MONEY MARKET	0	5,034,586.70	5,034,586.70	5,034,586.70	N/A	N/A	N/A	N/A	N/A	3.00000%	3.00000%
2023-00E	CALTRUST	0	15,061,265.65	15,061,265.65	15,061,265.65	N/A	N/A	N/A	N/A	N/A	5.01000%	5.01000%
AGENCIES NOTES												
TOTAL MANAGED FUNDS												
20218	20218	FREDDIE MAC (FHLIC)	3134GXJH8	4,000,000.00	3,933,120.00	4,000,000.00	12/29/20	09/29/23	1,004	0.22000%	0.22000%	
20208	20208	FEDERAL FARM CREDIT BANK (FFCB)	3133EMHL9	1,999,965.31	1,949,860.00	2,000,000.00	12/03/20	11/30/23	1,092	0.32000%	0.31000%	
20210	20210	FANNIE MAE (FNMA)	3135GA6J5	2,000,000.00	1,947,760.00	2,000,000.00	12/07/20	12/07/23	1,095	0.33000%	0.32000%	
2020-169	2020-169	FEDERAL FARM CREDIT BANK (FFCB)	3133EMBE1	1,999,715.29	1,918,020.00	2,000,000.00	09/30/20	03/28/24	1,275	0.31000%	0.30000%	
20196	20196	FEDERAL FARM CREDIT BANK (FFCB)	3133EMGF3	1,998,516.05	1,906,460.00	2,000,000.00	11/16/20	05/16/24	1,277	0.37000%	0.35000%	
22047	22047	FREDDIE MAC (FHLIC)	3134GXWD2	2,000,000.00	1,947,960.00	2,000,000.00	06/21/22	06/21/24	731	2.93000%	2.85000%	
20224	20224	FANNIE MAE (FNMA)	3135GAC25	4,000,000.00	3,809,560.00	4,000,000.00	12/24/20	06/24/24	1,278	0.33000%	0.31000%	
20221	20221	FREDDIE MAC (FHLIC)	3134GXJL4	4,000,000.00	3,790,520.00	4,000,000.00	12/28/20	06/28/24	1,278	0.34000%	0.32000%	
22121	22121	FREDDIE MAC (FHLIC)	3134GY2M3	5,000,000.00	4,966,950.00	5,000,000.00	11/28/22	06/28/24	639	5.03000%	5.00000%	
21089	21089	FEDERAL HOME LOAN BANK (FHLB)	3130ANTP5	2,000,000.00	1,880,540.00	2,000,000.00	09/16/21	09/16/24	1,096	0.53000%	0.50000%	
20222	20222	FREDDIE MAC (FHLIC)	3134GXJK1	4,000,000.00	3,748,280.00	4,000,000.00	12/30/20	09/30/24	1,370	0.38000%	0.36000%	
21113	21113	FEDERAL HOME LOAN BANK (FHLB)	3130APQW0	2,000,000.00	1,880,700.00	2,000,000.00	11/18/21	11/18/24	1,096	1.06000%	1.00000%	
2020-110	2020-110	FEDERAL HOME LOAN BANK (FHLB)	3130AJSF7	1,000,000.00	930,260.00	1,000,000.00	07/08/20	01/08/25	1,645	0.70000%	0.65000%	
21112	21112	FEDERAL HOME LOAN BANK (FHLB)	3130APRD9	2,000,000.00	1,856,060.00	2,000,000.00	11/16/21	05/16/25	1,277	1.11000%	1.03000%	
2020-123	2020-123	FANNIE MAE (FNMA)	3136G4ZR7	4,000,000.00	3,671,680.00	4,000,000.00	07/21/20	07/21/25	1,826	0.76000%	0.70000%	
22029	22029	FEDERAL HOME LOAN BANK (FHLB)	3130ARRX1	5,000,000.00	4,868,150.00	5,000,000.00	04/25/22	07/25/25	1,187	2.57000%	2.50000%	
2020-185	2020-185	FANNIE MAE (FNMA)	3136G46K4	4,000,000.00	3,652,960.00	4,000,000.00	10/28/20	07/28/25	1,734	0.55000%	0.50000%	
2020-136	2020-136	FANNIE MAE (FNMA)	3136G4D75	4,000,000.00	3,660,880.00	4,000,000.00	07/30/20	07/29/25	1,825	0.66000%	0.60000%	
2020-134	2020-134	FANNIE MAE (FNMA)	3136G4G31	4,000,000.00	3,664,480.00	4,000,000.00	07/30/20	07/30/25	1,826	0.71000%	0.65000%	
2020-140	2020-140	FANNIE MAE (FNMA)	3136G4G88	2,000,000.00	1,827,160.00	2,000,000.00	08/12/20	08/12/25	1,826	0.61000%	0.56000%	
2020-141	2020-141	FREDDIE MAC (FHLIC)	3134GWKL9	2,000,000.00	1,828,800.00	2,000,000.00	08/12/20	08/12/25	1,826	0.66000%	0.60000%	
2020-137	2020-137	FANNIE MAE (FNMA)	3136G4C43	4,000,000.00	3,661,040.00	4,000,000.00	08/14/20	08/14/25	1,826	0.71000%	0.65000%	
2020-149	2020-149	FANNIE MAE (FNMA)	3136G4H71	1,999,809.20	1,836,080.00	2,000,000.00	08/18/20	08/18/25	1,826	0.54000%	0.50000%	
2020-150	2020-150	FANNIE MAE (FNMA)	3136G4N74	2,000,000.00	1,825,600.00	2,000,000.00	06/21/20	06/21/25	1,826	0.61000%	0.56000%	
2020-159	2020-159	FEDERAL FARM CREDIT BANK (FFCB)	3133EL4W1	3,998,066.06	3,654,160.00	4,000,000.00	09/04/20	08/25/25	1,816	0.67000%	0.61000%	
20228	20228	FANNIE MAE (FNMA)	3135G05X7	1,998,095.69	1,829,440.00	2,000,000.00	12/24/20	08/25/25	1,705	0.41000%	0.37500%	
21082	21082	FEDERAL HOME LOAN BANK (FHLB)	3130ANPE4	4,000,000.00	3,661,360.00	4,000,000.00	08/26/21	08/26/25	1,461	0.76000%	0.70000%	
2020-155	2020-155	FANNIE MAE (FNMA)	3136G4X32	2,000,000.00	1,826,500.00	2,000,000.00	08/26/20	08/26/25	1,826	0.66000%	0.60000%	
2020-161	2020-161	FREDDIE MAC (FHLIC)	3134GWPT5	2,000,000.00	1,823,180.00	2,000,000.00	09/23/20	09/23/25	1,826	0.69000%	0.62500%	
2020-160	2020-160	FANNIE MAE (FNMA)	3134GWWS1	2,000,000.00	1,816,700.00	2,000,000.00	09/30/20	09/30/25	1,826	0.55000%	0.50000%	
2020-179	2020-179	FREDDIE MAC (FHLIC)	3134GW06B4	4,000,000.00	3,629,200.00	4,000,000.00	10/22/20	10/22/25	1,826	0.62000%	0.56000%	
20190	20190	FANNIE MAE (FNMA)	3136G46N8	4,000,000.00	3,633,920.00	4,000,000.00	10/27/20	10/27/25	1,826	0.60000%	0.54000%	
20197	20197	FREDDIE MAC (FHLIC)	3134GXCH5	4,000,000.00	3,628,280.00	4,000,000.00	11/25/20	11/25/25	1,826	0.66000%	0.60000%	
20198	20198	FREDDIE MAC (FHLIC)	3134GXCS1	4,000,000.00	3,641,480.00	4,000,000.00	11/25/20	11/25/25	1,826	0.69000%	0.62500%	
20204	20204	FEDERAL FARM CREDIT BANK (FFCB)	3133EMJC7	4,000,000.00	3,613,940.00	4,000,000.00	12/01/20	12/01/25	1,826	0.62000%	0.56000%	
20201	20201	FREDDIE MAC (FHLIC)	3134GDXM3	4,000,000.00	3,619,440.00	4,000,000.00	12/01/20	12/01/25	1,826	0.69000%	0.62000%	
21118	21118	FEDERAL FARM CREDIT BANK (FFCB)	3133ENFR6	4,250,000.00	3,916,290.00	4,250,000.00	12/01/21	12/01/25	1,461	1.45000%	1.34000%	
20219	20219	FEDERAL HOME LOAN BANK (FHLB)	3130AKJF8	4,000,000.00	3,610,120.00	4,000,000.00	12/16/20	12/16/25	1,826	0.63000%	0.57000%	
20217	20217	FEDERAL FARM CREDIT BANK (FFCB)	3133EMKT8	4,000,000.00	3,607,000.00	4,000,000.00	12/17/20	12/17/25	1,826	0.60000%	0.54000%	
20212	20212	FANNIE MAE (FNMA)	3135G06K4	2,000,000.00	1,808,700.00	2,000,000.00	12/17/20	12/17/25	1,826	0.72000%	0.65000%	
20227	20227	FEDERAL FARM CREDIT BANK (FFCB)	3133EMLR1	4,000,000.00	3,654,400.00	4,000,000.00	12/24/20	12/23/25	1,825	0.55000%	0.50000%	
20231	20231	FANNIE MAE (FNMA)	3135G06Q1	6,006,604.60	5,418,600.00	6,000,000.00	12/30/20	12/30/25	1,826	0.71000%	0.64000%	

**SUTTER COUNTY
INVESTMENT PORTFOLIO
May 31, 2023**



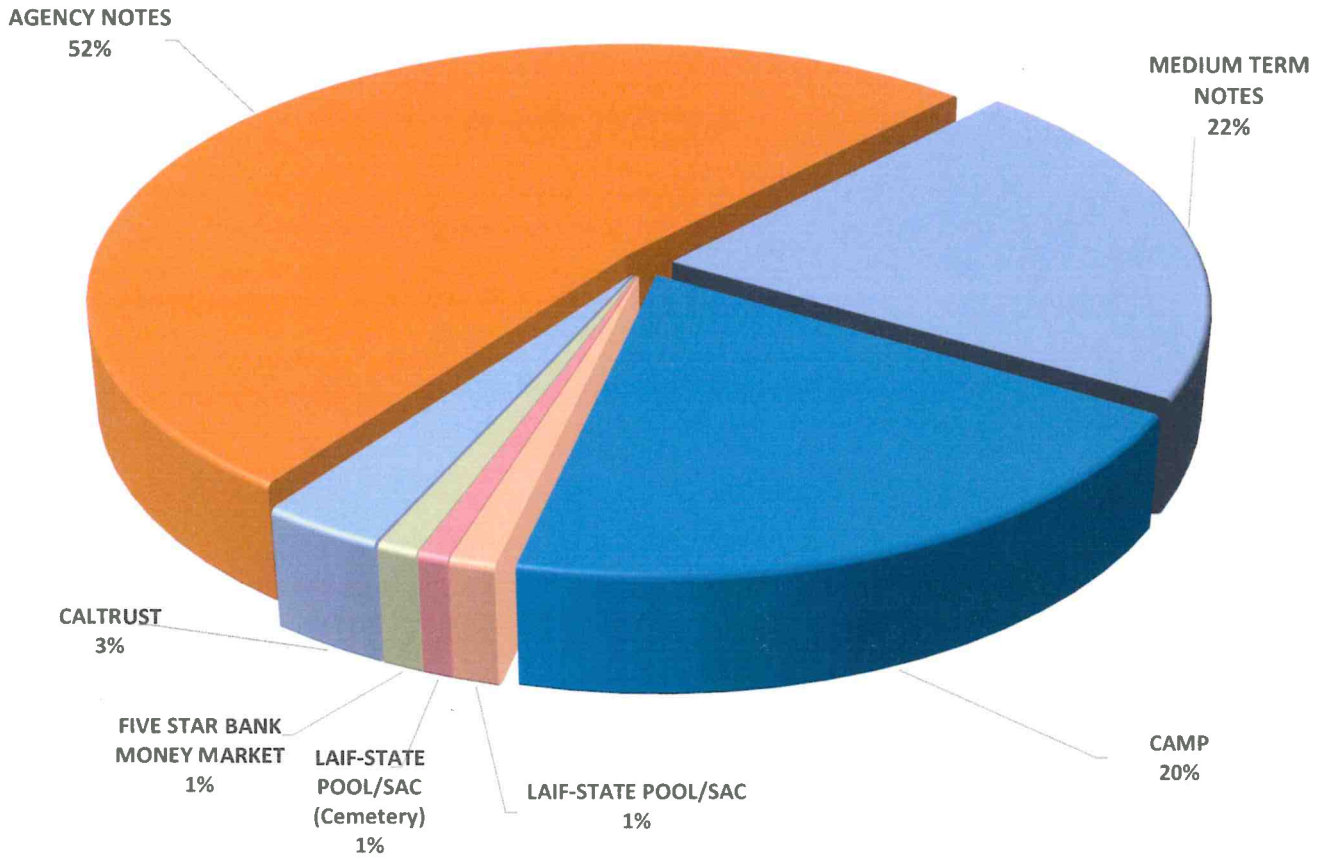
TREASURY		INSTITUTION/BRANCH		CUSIP	BOOK VALUE	MARKET VALUE	PAR VALUE	INVESTED DATE	MATURES DATE	TOTAL DAYS	YIELD	RATE
NUMBER								INVESTED		INVESTED		
22004	FEDERAL FARM CREDIT BANK (FCB)	3133ENLD0	4,000,000.00	3,688,960.00	4,000,000.00	01/26/22	01/26/26	1,461	01/26/26	1,461	1.66000%	1.53000%
23016	FREDDIE MAC (FHLMC)	3134GYFR8	3,000,000.00	2,965,770.00	3,000,000.00	02/17/23	02/17/26	1,096	02/17/26	1,096	5.21000%	5.15000%
23025	FEDERAL HOME LOAN BANK (FHLB)	3130AUSP0	5,000,000.00	4,935,750.00	5,000,000.00	02/08/23	05/08/26	1,185	05/08/26	1,185	5.07000%	5.00000%
21050	FEDERAL HOME LOAN BANK (FHLB)	3130AMKB7	4,000,000.00	3,611,320.00	4,000,000.00	05/26/21	05/26/26	1,826	05/26/26	1,826	1.16000%	1.05000%
21052	FEDERAL HOME LOAN BANK (FHLB)	3130AMMQ2	3,000,000.00	2,689,230.00	3,000,000.00	06/08/21	06/08/26	1,826	06/08/26	1,826	1.02000%	0.91000%
21054	FEDERAL HOME LOAN BANK (FHLB)	3130AMPJ5	2,000,000.00	1,793,820.00	2,000,000.00	06/16/21	06/16/26	1,826	06/16/26	1,826	1.06000%	0.95000%
21129/21132	FEDERAL FARM CREDIT BANK (FCB)	3133ENHV5	4,000,000.00	3,634,600.00	4,000,000.00	12/22/21	06/22/26	1,643	06/22/26	1,643	1.53000%	1.39000%
21066	FEDERAL HOME LOAN BANK (FHLB)	3130AMT28	2,000,000.00	1,794,640.00	2,000,000.00	06/30/21	06/30/26	1,826	06/30/26	1,826	1.11000%	1.00000%
21085	FEDERAL FARM CREDIT BANK (FCB)	3133EM3T7	3,997,946.33	3,559,640.00	4,000,000.00	09/01/21	09/01/26	1,826	09/01/26	1,826	0.98000%	0.87000%
21080	FEDERAL HOME LOAN BANK (FHLB)	3130ANRR3	4,000,000.00	3,570,240.00	4,000,000.00	09/17/21	09/17/26	1,826	09/17/26	1,826	1.12000%	1.00000%
21127	FEDERAL HOME LOAN BANK (FHLB)	3130APVC6	3,648,648.63	3,274,159.50	3,650,000.00	12/16/21	12/16/26	1,811	12/16/26	1,811	1.53000%	1.37500%
21125	FEDERAL FARM CREDIT BANK (FCB)	3133ENHC7	4,000,000.00	3,612,720.00	4,000,000.00	12/16/21	12/14/26	1,824	12/14/26	1,824	1.77000%	1.60000%
21130	FEDERAL FARM CREDIT BANK (FCB)	3133ENJCS	4,000,000.00	3,572,120.00	4,000,000.00	12/22/21	12/22/26	1,826	12/22/26	1,826	1.44000%	1.29000%
21121	FEDERAL HOME LOAN BANK (FHLB)	3130AGSP4	2,000,000.00	1,805,320.00	2,000,000.00	12/30/21	12/30/26	1,826	12/30/26	1,826	1.78000%	1.61000%
21128	FEDERAL HOME LOAN BANK (FHLB)	3130AQDD2	2,500,000.00	2,244,125.00	2,500,000.00	12/30/21	12/30/26	1,826	12/30/26	1,826	1.62000%	1.45000%
22002	FEDERAL FARM CREDIT BANK (FCB)	3133ENKG4	3,983,340.27	3,604,560.00	4,000,000.00	01/12/22	01/11/27	1,825	01/11/27	1,825	1.63000%	1.47000%
22003	FEDERAL HOME LOAN BANK (FHLB)	3130AQK44	4,000,000.00	3,635,920.00	4,000,000.00	01/28/22	01/28/27	1,826	01/28/27	1,826	1.93000%	1.75000%
23041	FREDDIE MAC (FHLMC)	3134GYHS4	2,000,000.00	1,977,000.00	2,000,000.00	02/23/23	02/23/27	1,461	02/23/27	1,461	5.18000%	5.12500%
22009	FEDERAL HOME LOAN BANK (FHLB)	3130AQWC3	3,500,000.00	3,211,075.00	3,500,000.00	02/28/22	02/24/27	1,822	02/24/27	1,822	2.23000%	2.05000%
22026	FEDERAL HOME LOAN BANK (FHLB)	3130ARJHS	3,989,604.38	3,795,840.00	4,000,000.00	04/22/22	04/22/27	1,826	04/22/27	1,826	3.32000%	3.15000%
22027	FEDERAL HOME LOAN BANK (FHLB)	3130ARRPB	4,000,000.00	3,839,960.00	4,000,000.00	04/28/22	04/28/27	1,826	04/28/27	1,826	3.39000%	3.12500%
22028	FEDERAL HOME LOAN BANK (FHLB)	3130ARPB1	4,000,000.00	3,829,880.00	4,000,000.00	04/28/22	04/28/27	1,826	04/28/27	1,826	3.66000%	3.50000%
22049	FEDERAL HOME LOAN BANK (FHLB)	3130ASFQ7	2,000,000.00	1,933,000.00	2,000,000.00	06/29/22	06/29/27	1,826	06/29/27	1,826	4.14000%	4.00000%
23039	FREDDIE MAC (FHLMC)	3134GYG48	3,000,000.00	2,957,460.00	3,000,000.00	02/24/23	02/24/27	1,642	02/24/27	1,642	5.22000%	5.15000%
23013	FEDERAL HOME LOAN BANK (FHLB)	3130AJUN0	3,000,000.00	2,988,150.00	3,000,000.00	01/30/23	01/27/26	1,823	01/27/26	1,823	5.32000%	5.25000%
23014	FREDDIE MAC (FHLMC)	3134GYF31	3,000,000.00	2,951,910.00	3,000,000.00	01/30/23	01/27/26	1,823	01/27/26	1,823	5.18000%	5.10000%
23015	FREDDIE MAC (FHLMC)	3134GYFQ0	3,000,000.00	2,936,010.00	3,000,000.00	02/07/23	02/07/26	1,826	02/07/26	1,826	4.85000%	4.75000%
23026	FREDDIE MAC (FHLMC)	3134GYGR7	3,000,000.00	2,964,330.00	3,000,000.00	02/09/23	02/09/26	1,826	02/09/26	1,826	4.96000%	4.90000%
23032	FEDERAL HOME LOAN BANK (FHLB)	3130AUUA0	5,000,000.00	4,917,700.00	5,000,000.00	02/09/23	02/09/26	1,826	02/09/26	1,826	5.08000%	5.00000%
23038	FEDERAL HOME LOAN BANK (FHLB)	3130AUTL8	2,000,000.00	1,980,400.00	2,000,000.00	02/22/23	02/22/26	1,826	02/22/26	1,826	5.10000%	5.05000%
23042	FEDERAL HOME LOAN BANK (FHLB)	3130AUTV6	2,000,000.00	1,976,540.00	2,000,000.00	02/24/23	02/24/26	1,826	02/24/26	1,826	5.57000%	5.50000%
23040	FREDDIE MAC (FHLMC)	3134GYGU0	4,000,000.00	3,942,680.00	4,000,000.00	02/24/23	02/24/26	1,826	02/24/26	1,826	5.38000%	5.30000%
23044	FEDERAL HOME LOAN BANK (FHLB)	3130AUTF1	2,000,000.00	1,971,360.00	2,000,000.00	02/28/23	02/28/26	1,826	02/28/26	1,826	5.33000%	5.25000%
TOTAL AGENCY NOTES					245,871,301.83	229,307,679.50	245,900,000.00					
MEDIUM TERM NOTES												
20209	JOHN DEERE CAPITAL CORP (DE)	24422EVH9	1,000,000.00	995,450.00	1,000,000.00	12/04/20	07/05/23	943	07/05/23	943	0.70000%	0.70000%
2020-079	TOYOTA MOTOR CREDIT CORP	89236TDK8	2,009,465.93	1,973,960.00	2,000,000.00	05/01/20	10/18/23	1,265	10/18/23	1,265	2.28000%	2.25000%
20223	CATERPILLAR FINL SERVICE (CAT)	14912L5X5	2,043,372.34	1,984,480.00	2,000,000.00	12/16/20	11/24/23	1,073	11/24/23	1,073	3.78000%	3.75000%
20211	BANK OF AMERICA CORP (BAC)	06048WKS8	4,000,000.00	3,876,560.00	4,000,000.00	12/18/20	12/18/23	1,095	12/18/23	1,095	0.52000%	0.50000%
2019-123	SIMON PROP GP LP (SPG)	828807CR6	4,052,346.17	3,946,320.00	4,000,000.00	11/01/19	02/01/24	1,553	02/01/24	1,553	3.80000%	3.75000%
2020-080	CATERPILLAR FINL SERVICE (CAT)	14912L6C0	2,049,587.73	1,963,440.00	2,000,000.00	05/01/20	06/09/24	1,500	06/09/24	1,500	3.36000%	3.30000%
2019-144	AIR PROD & CHEM (APD)	009158AV8	2,031,589.00	1,962,920.00	2,000,000.00	12/10/19	07/31/24	1,695	07/31/24	1,695	3.41000%	3.35000%
2019-150	WALT DISNEY COMPANY (DIS)	254687FK7	1,994,338.94	1,920,280.00	2,000,000.00	12/10/19	08/30/24	1,725	08/30/24	1,725	1.82000%	1.75000%
2019-122	UNITED PARCEL SERVICE (UPS)	911312BT2	4,006,937.26	3,864,680.00	4,000,000.00	11/01/19	09/01/24	1,766	09/01/24	1,766	2.28000%	2.20000%
21124	TOYOTA MOTOR CREDIT CORP	89236TGL3	4,051,972.74	3,843,760.00	4,000,000.00	12/15/21	10/07/24	1,027	10/07/24	1,027	2.08000%	2.00000%
2019-143	ESTEE LAUDER CO. (EL)	297366RAN0	2,001,841.74	1,918,120.00	2,000,000.00	12/10/19	12/01/24	1,818	12/01/24	1,818	2.08000%	2.00000%
2020-093	ORACLE CORP (ORCL)	68389XB11	2,057,572.94	1,906,960.00	2,000,000.00	06/01/20	04/01/25	1,765	04/01/25	1,765	2.62000%	2.50000%
2020-075	WELLS FARGO & COMPANY (WFC)	95001D6W5	2,000,000.00	1,876,220.00	2,000,000.00	04/30/20	04/30/25	1,826	04/30/25	1,826	2.66000%	2.50000%
20220	APPLE INC. (AAPL)	037833DT4	2,026,806.22	1,874,260.00	2,000,000.00	12/16/20	05/11/25	1,607	05/11/25	1,607	1.20000%	1.12500%
2020-096	HONEYWELL INTERNATIONAL (HON)	438516C30	2,020,497.07	1,874,560.00	2,000,000.00	06/04/20	06/01/25	1,823	06/01/25	1,823	1.44000%	1.35000%

SUTTER COUNTY
INVESTMENT PORTFOLIO
 May 31, 2023



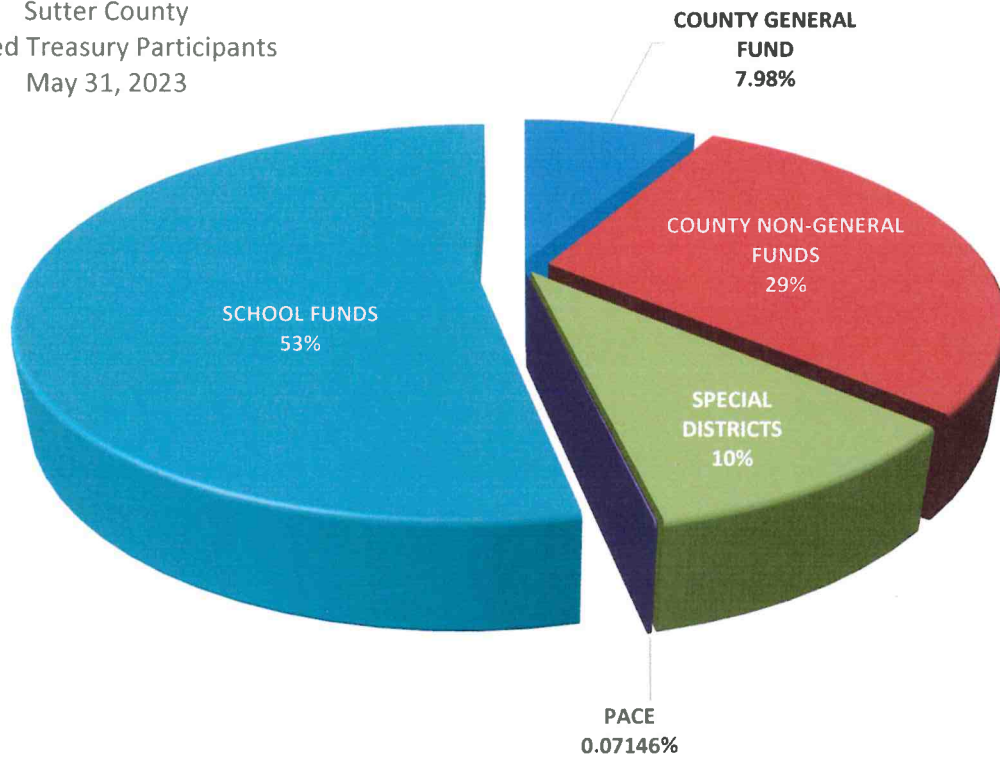
TREASURY	NUMBER	INSTITUTION/BRANCH	CUSIP	BOOK VALUE	MARKET VALUE	PAR VALUE	DATE		TOTAL DAYS	YIELD	RATE
							INVESTED	MATURES			
	20230	AMERICAN HONDA FINANCE (HNDA)	02665WDL2	4,044,868.36	3,701,160.00	4,000,000.00	12/28/20	07/08/25	1,653	1.30000%	1.20000%
	2020-153	JP MORGAN CHASE & CO (JPM)	48128GV98	2,000,000.00	1,778,160.00	2,000,000.00	08/28/20	08/28/25	1,826	0.84000%	0.75000%
	2020-166/176	AMERICAN HONDA FINANCE (HNDA)	02665WDN8	7,014,867.14	6,421,660.00	7,000,000.00	09/24/20	09/10/25	1,812	1.09000%	1.00000%
	20229	CATERPILLAR FINL SERVICE (CAT)	14913R2H9	4,020,633.85	3,648,160.00	4,000,000.00	12/28/20	11/13/25	1,781	0.88000%	0.80000%
	20215	BANK OF AMERICA CORP (BAC)	06048WK41	3,997,857.54	3,566,920.00	4,000,000.00	12/10/20	11/25/25	1,811	0.95000%	0.85000%
	20225	JP MORGAN CHASE & CO (JPM)	48128GY53	2,000,000.00	1,759,240.00	2,000,000.00	12/22/20	12/22/25	1,826	0.94000%	0.82500%
	21008	JOHN DEERE CAPITAL CORP (IDE)	24422EVK2	3,999,864.54	3,627,080.00	4,000,000.00	02/01/21	01/15/26	1,809	0.77000%	0.70000%
	22012	PUBLIC STORAGE (PSA)	74460WAA5	3,858,677.98	3,587,720.00	4,000,000.00	02/14/22	02/15/26	1,462	0.98000%	0.87500%
	22037	BANK OF AMERICA CORP (BAC)	06048WV56	2,000,000.00	1,878,220.00	2,000,000.00	05/05/22	05/05/26	1,461	4.26000%	4.00000%
	21063	BANK OF AMERICA CORP (BAC)	06048WM49	2,000,000.00	1,738,940.00	2,000,000.00	06/15/21	06/15/26	1,826	1.15000%	1.00000%
	21081	BANK OF AMERICA CORP (BAC)	06048WN22	2,000,000.00	1,745,740.00	2,000,000.00	08/26/21	08/26/26	1,826	1.43000%	1.25000%
	21106	JP MORGAN CHASE & CO (JPM)	48128GSU0	2,000,000.00	1,751,740.00	2,000,000.00	10/29/21	10/29/26	1,826	1.69000%	1.48000%
	22011	HONEYWELL INTERNATIONAL (HON)	438518BL9	2,023,751.88	1,886,500.00	2,000,000.00	02/14/22	11/01/26	1,721	2.65000%	2.50000%
	21120	PUBLIC STORAGE (PSA)	74460DAG4	3,488,937.03	3,148,296.00	3,495,000.00	12/03/21	11/09/26	1,802	1.67000%	1.50000%
	21115	JP MORGAN CHASE & CO (JPM)	48130UZH1	4,000,000.00	3,546,720.00	4,000,000.00	11/30/21	11/30/26	1,826	1.69000%	1.50000%
	22025	MASTERCARD INC	57636QAR5	4,024,145.94	3,850,440.00	4,000,000.00	04/12/22	03/26/27	1,809	3.43000%	3.30000%
	22055	TSMC ARIZONA CORP	872898AF8	2,198,553.25	2,139,808.00	2,200,000.00	06/28/22	04/22/27	1,759	3.98000%	3.87500%
	22056	BEVERLY HILLS CA PUBLIC FING	088008KB6	1,641,474.24	1,596,492.00	1,800,000.00	06/28/22	06/01/27	1,799	1.50000%	1.32700%
	23028	3M COMPANY (MMM)	88579YAY7	2,807,090.32	2,766,270.00	3,000,000.00	02/08/23	10/15/27	1,710	3.12000%	2.87500%
	23029	UNITEDHEALTH GROUP (UNH)	91324PDE9	1,887,692.49	1,885,890.00	2,000,000.00	02/08/23	10/15/27	1,710	3.12000%	2.95000%
	23027	PROCTER & GAMBLE (PG)	742718FZ7	2,989,941.15	2,987,010.00	3,000,000.00	02/08/23	01/26/28	1,813	3.97000%	3.95000%
		TOTAL MEDIUM TERM NOTES		101,345,432.23	94,795,146.00	101,495,000.00		AVERAGE	1,648	2.00769%	1.92198%
		TOTAL POOL INVESTMENTS		471,126,974.39	448,013,065.83	471,305,240.33					

Sutter County
Pooled Investment Portfolio
May 31, 2023



	BOOK VALUE	PERCENTAGE OF MANAGED PORTFOLIO	INVESTED % OF POOLED PORTFOLIO	AVERAGE DAYS TO MATURITY	AVERAGE YIELD
CAMP	\$94,415,554.20	20.04%	20.20%	1	5.16%
LOCAL AGENCY INVESTMENT FUND (COUNTY)	5,631,834.84	1.20%	1.21%	1	2.74%
LOCAL AGENCY INVESTMENT FUND (CEMETERY)	3,766,998.94	0.80%		1	2.74%
MONEY MARKET MUTUAL FUND	5,034,586.70	1.07%	1.08%	1	3.00%
CALTRUST	15,061,265.65	3.20%	3.22%	1	3.00%
MEDIUM TERM NOTES	101,345,432.23	21.51%	21.68%	863	2.10%
AGENCY NOTES	<u>245,871,301.83</u>	<u>52.19%</u>	<u>52.61%</u>	<u>1,001</u>	<u>1.85%</u>
TOTAL MANAGED INVESTMENTS	\$471,126,974.39	100.00%	100.00%	<u>915</u>	<u>2.01%</u>
LESS: LAIF FUNDS NOT POOLED	<u>3,766,998.94</u>	<u>0.80%</u>			
TOTAL POOLED INVESTMENTS	<u>\$467,359,975.45</u>	<u>99.20%</u>	<u>100.00%</u>	<u>915</u>	<u>2.01%</u>

Sutter County
Pooled Treasury Participants
May 31, 2023



The Pooled Treasury is comprised of 353 separate funds representing the County's General Fund, County Non-General funds, special districts, school districts, and funds collected and held for the various PACE programs that are authorized by the City of Yuba City.

At the close of business May 31, 2023, pool participants' cash and investment balances consisted of the following:

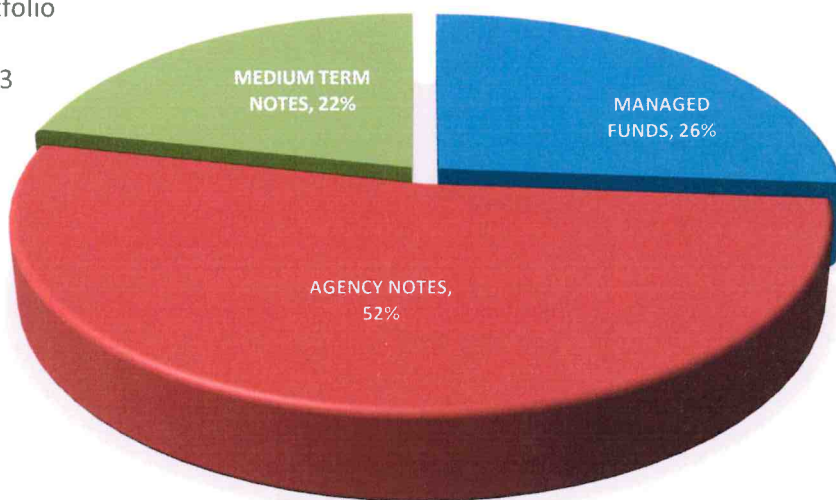
COUNTY GENERAL FUND	7.98%
COUNTY NON-GENERAL FUNDS	28.96%
SPECIAL DISTRICTS	9.67%
PACE	0.07%
SCHOOL FUNDS	<u>53.33%</u>

The pooled portfolio is comprised of three major classes of assets. At May 31, 2023 agency notes made up 52%, medium term notes represented 22% and funds under management within the Local Area Investment Fund (LAIF), the California Asset Management Program (CAMP), Investment Trust of California (CalTRUST), and Five Star Bank completing the portfolio at 26%.

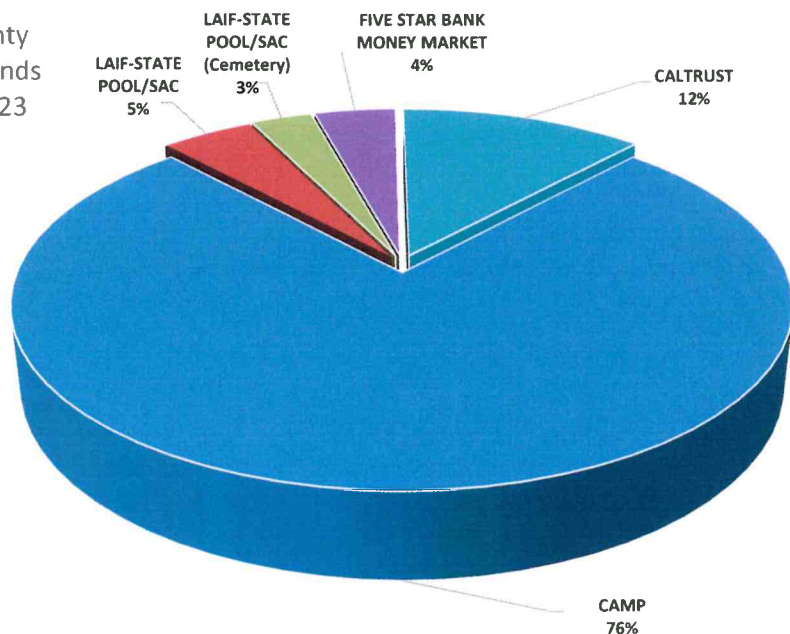
All assets are in compliance with the Sutter County Investment Policy and adhere to the requirements of California Government Code §53601-§53645 and §16429.1-§16429.3, which relate to the investing in the Local Area Investment Fund (LAIF)

Within the three major classes of assets the portfolio is further diversified, again, operating within the constraints of California Government Code and the Sutter County Investment Policy. The following charts provide a quick glance of the make-up of each category.

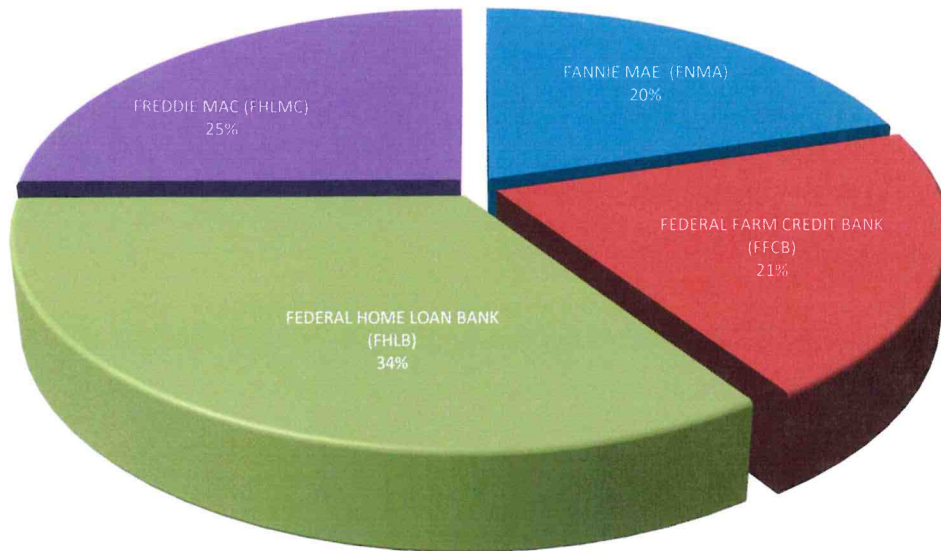
Sutter County
Investment Portfolio
Categories
May 31, 2023



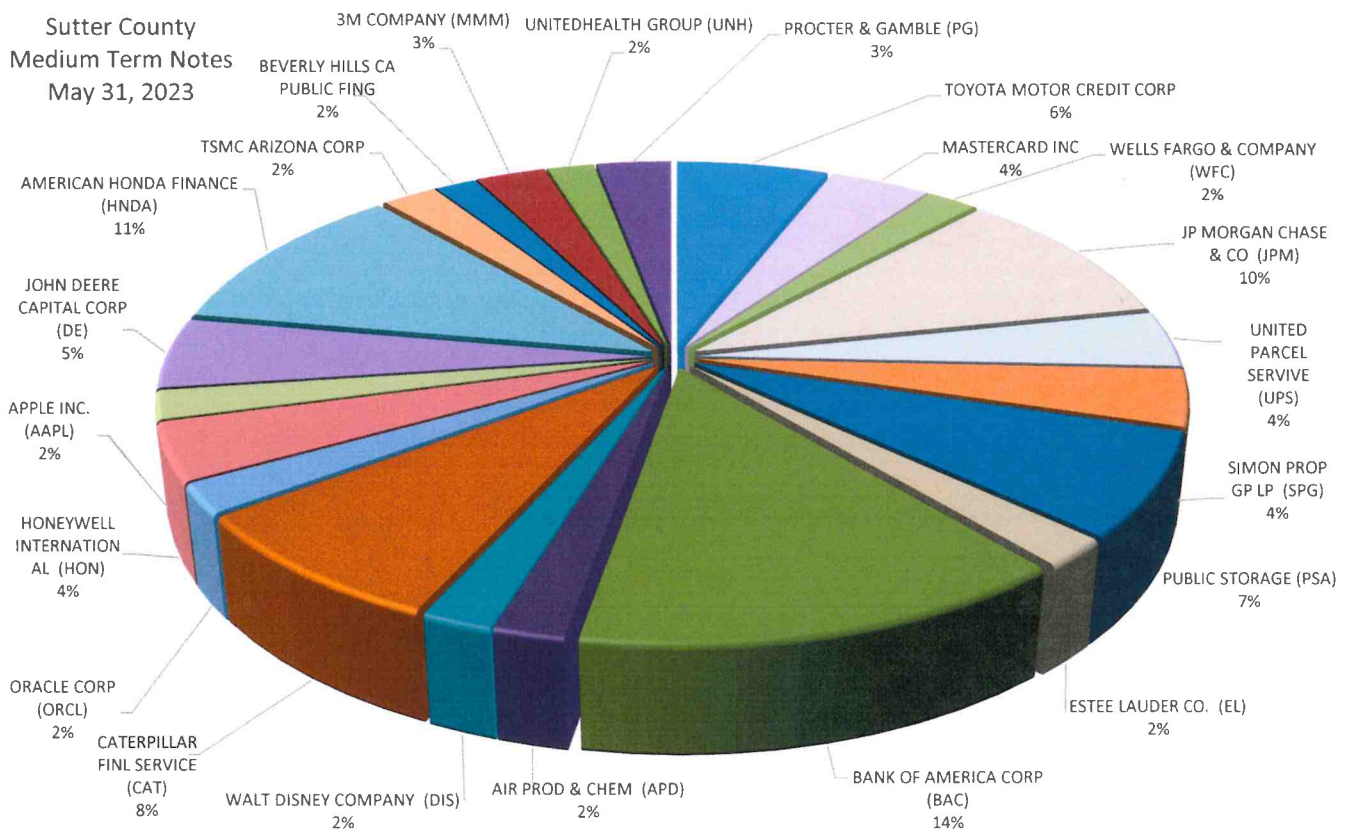
Sutter County
Managed Funds
May 31, 2023



Sutter County
Agency Notes
May 31, 2023

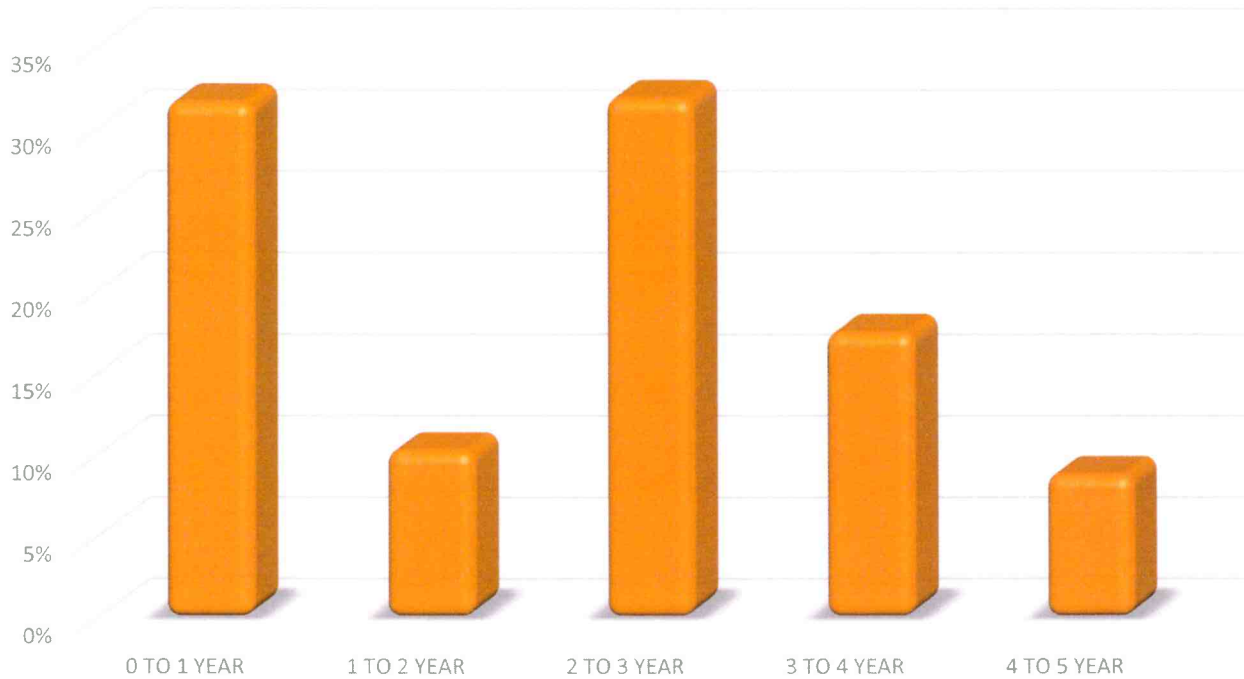


Sutter County
Medium Term Notes
May 31, 2023



All investments conform to California Government Code §56301 with maturities of no more than five years.

Sutter County Pooled Portfolio Aging May 31, 2023



Investments in the pool must have a category rating of A or better at the time of purchase, as prescribed in the Sutter County Investment Policy, with the exception of LAIF, which is authorized in GC §16429.1-§16429.3.

Sutter County Pooled Portfolio Asset Ratings May 31, 2023

