

Nicholas F. Valencia
Treasurer-Tax Collector



Christina N. Hernandez
Assistant Treasurer-Tax Collector

August 30, 2023

To: Sutter County Board of Supervisors

Re: Sutter County Investment Portfolio Report for July 31, 2023

Following is the Sutter County Investment Portfolio report as of July 31, 2023. The schedule includes all short-term, mid-term and long-term investments held at the conclusion of business on the final day of the month. The Sutter County Treasurer and Tax Collector is given authority over the pooled investment portfolio through Board delegation pursuant to Government Code §27000.1. Investment activities of the pooled treasury are governed by Government Code §53601 as incorporated in the Sutter County Investment Policy. Investment of the county's, school districts' and special districts' surplus funds start with the objective of safety of the principle to minimize possibility losses. Following safety is the liquidity objective to provide coverage of day to day operations and to meet contingency as they arise. The final objective is earning a reasonable return or yield on the funds invested. The Sutter County Investment Policy may be found on the Treasurer's webpage at: https://www.suttercounty.org/assets/pdf/ttc/Investment_Policy_2022.pdf

As Treasurer and Tax Collector, I certify that this document reflects the government agencies' pooled investments and that all investments are in compliance with the County of Sutter Investment Policy.

The combined cash and investments in the county treasury total \$423,079,328.56 and will provide sufficient cash flow liquidity to meet estimated pooled treasury expenditures for the next six months.

Invested treasury funds total \$418,334,780.05 with \$72,163,138.16 under the management of the Local Agency Investment Fund, California Asset Management Program, CalTRUST, and Money Market Mutual Funds with Five Star Bank. The Bank of New York, which provides third-party safekeeping services to Sutter County, provides market value data. The dollar-weighted average maturity of invested funds is 755 days.

Investments are selected based on criteria contained in the Sutter County Investment Policy, which emphasizes safety, liquidity, yield, and diversification. Therefore, the interest rates will fluctuate, and the types of investments will vary depending upon county needs and market availability on a particular day.

Respectfully submitted,

A handwritten signature in blue ink that reads "Nicholas Valencia".

Nicholas F. Valencia
Treasurer-Tax Collector

**SUTTER COUNTY
INVESTMENT PORTFOLIO
July 31, 2023**



TREASURY		INSTITUTION/BRANCH	CUSIP	BOOK VALUE	MARKET VALUE	FAIR VALUE	INVESTED	DATE	MATURES	DATE	TOTAL DAYS	CURRENT YIELD	RATE
MANAGED FUNDS													
2023-00A	CAMP		0	61,126,525.21	61,126,525.21	61,126,525.21	N/A	N/A	N/A	N/A	N/A	5.31000%	5.31000%
2023-00B	LAIF-STATE POOL/SAC		0	56,417.73	56,417.73	56,417.73	N/A	N/A	N/A	N/A	N/A	3.15000%	3.15000%
2023-00C	LAIF-STATE POOL/SAC (Cemetery)		0	3,796,575.56	3,796,575.56	3,796,575.56	N/A	N/A	N/A	N/A	N/A	3.15000%	3.15000%
2023-00D	FIVE STAR BANK MONEY MARKET		0	5,060,400.24	5,060,400.24	5,060,400.24	N/A	N/A	N/A	N/A	N/A	3.12000%	3.12000%
2023-00E	CALTRUST		0	2,123,219.42	2,123,219.42	2,123,219.42	N/A	N/A	N/A	N/A	N/A	5.07000%	5.07000%
TOTAL MANAGED FUNDS													
				72,163,138.16	72,163,138.16	72,163,138.16							
AGENCIES NOTES													
20218	FREDDIE MAC (FHLIC)	3134GXJH8	4,000,000.00	3,966,800.00	4,000,000.00	4,000,000.00	12/29/20	09/29/23			1,004	0.22000%	0.22000%
20208	FEDERAL FARM CREDIT BANK (FFCB)	3133EMHL9	1,999,971.98	1,965,740.00	2,000,000.00	2,000,000.00	12/03/20	11/30/23			1,092	0.32000%	0.31000%
20210	FANNIE MAE (FNMA)	3135GAGJ5	2,000,000.00	1,963,200.00	2,000,000.00	2,000,000.00	12/07/20	12/07/23			1,095	0.33000%	0.32000%
2020-169	FEDERAL FARM CREDIT BANK (FFCB)	3133EMBE1	1,999,786.67	1,929,900.00	2,000,000.00	2,000,000.00	09/30/20	03/28/24			1,275	0.31000%	0.30000%
20196	FEDERAL FARM CREDIT BANK (FFCB)	3133EMGF3	1,999,622.94	1,917,160.00	2,000,000.00	2,000,000.00	11/16/20	05/16/24			1,277	0.37000%	0.35000%
20247	FREDDIE MAC (FHLIC)	3134GXWD2	2,000,000.00	1,948,240.00	2,000,000.00	2,000,000.00	06/21/22	06/21/24			731	2.93000%	2.85000%
20224	FANNIE MAE (FNMA)	3135GAC25	4,000,000.00	3,822,280.00	4,000,000.00	4,000,000.00	12/24/20	06/24/24			1,278	0.32000%	0.31000%
20221	FREDDIE MAC (FHLIC)	3134GXJL4	4,000,000.00	3,811,040.00	4,000,000.00	4,000,000.00	12/28/20	06/28/24			1,278	0.34000%	0.32000%
22121	FREDDIE MAC (FHLIC)	3134GY2M3	5,000,000.00	4,965,750.00	5,000,000.00	5,000,000.00	11/28/22	08/28/24			639	5.03000%	5.00000%
21089	FEDERAL HOME LOAN BANK (FHLB)	3130ANTP5	2,000,000.00	1,888,340.00	2,000,000.00	2,000,000.00	09/16/21	09/16/24			1,096	0.53000%	0.50000%
20222	FREDDIE MAC (FHLIC)	3134GXJK1	4,000,000.00	3,764,280.00	4,000,000.00	4,000,000.00	12/30/20	09/30/24			1,370	0.38000%	0.36000%
21113	FEDERAL HOME LOAN BANK (FHLB)	3130APQM0	2,000,000.00	1,865,600.00	2,000,000.00	2,000,000.00	11/18/21	11/18/24			1,096	1.06000%	1.00000%
2020-110	FEDERAL HOME LOAN BANK (FHLB)	3130AJSF7	1,000,000.00	932,960.00	1,000,000.00	1,000,000.00	07/08/20	04/08/25			1,645	0.70000%	0.65000%
21112	FEDERAL HOME LOAN BANK (FHLB)	3130APRD9	2,000,000.00	1,855,740.00	2,000,000.00	2,000,000.00	11/16/21	05/16/25			1,277	1.11000%	1.03000%
2020-123	FANNIE MAE (FNMA)	3136G4ZF7	4,000,000.00	3,679,320.00	4,000,000.00	4,000,000.00	07/21/20	07/21/25			1,826	0.76000%	0.70000%
22029	FEDERAL HOME LOAN BANK (FHLB)	3130ARRX1	5,000,000.00	4,875,200.00	5,000,000.00	5,000,000.00	04/25/22	07/25/25			1,187	3.56000%	3.50000%
2020-185	FANNIE MAE (FNMA)	3136G46K4	4,000,000.00	3,662,320.00	4,000,000.00	4,000,000.00	10/28/20	07/28/25			1,734	0.55000%	0.50000%
2020-134	FANNIE MAE (FNMA)	3136G4D75	4,000,000.00	3,659,680.00	4,000,000.00	4,000,000.00	07/30/20	07/29/25			1,825	0.66000%	0.60000%
2020-140	FANNIE MAE (FNMA)	3136G4G31	4,000,000.00	3,672,960.00	4,000,000.00	4,000,000.00	07/30/20	07/30/25			1,826	0.71000%	0.65000%
2020-141	FREDDIE MAC (FHLIC)	3134GXWKL9	2,000,000.00	1,830,320.00	2,000,000.00	2,000,000.00	08/12/20	08/12/25			1,826	0.61000%	0.56000%
2020-137	FANNIE MAE (FNMA)	3136G4C43	4,000,000.00	3,662,200.00	4,000,000.00	4,000,000.00	08/14/20	08/14/25			1,826	0.71000%	0.65000%
2020-149	FANNIE MAE (FNMA)	3136G4H71	1,999,829.13	1,829,820.00	2,000,000.00	2,000,000.00	08/18/20	08/18/25			1,826	0.55000%	0.50000%
2020-150	FANNIE MAE (FNMA)	3136G4N74	2,000,000.00	1,828,600.00	2,000,000.00	2,000,000.00	08/21/20	08/21/25			1,826	0.61000%	0.56000%
2020-159	FEDERAL FARM CREDIT BANK (FFCB)	3133EL4W1	3,998,266.52	3,659,680.00	4,000,000.00	4,000,000.00	09/04/20	08/25/25			1,816	0.67000%	0.61000%
20228	FANNIE MAE (FNMA)	3135G05X7	1,998,293.06	1,822,160.00	2,000,000.00	2,000,000.00	12/24/20	08/25/25			1,705	0.41000%	0.37500%
21082	FEDERAL HOME LOAN BANK (FHLB)	3130ANPE4	4,000,000.00	3,666,280.00	4,000,000.00	4,000,000.00	06/26/21	06/26/25			1,461	0.76000%	0.70000%
2020-155	FANNIE MAE (FNMA)	3136G4X32	2,000,000.00	1,829,280.00	2,000,000.00	2,000,000.00	08/26/20	08/26/25			1,826	0.66000%	0.60000%
2020-161	FREDDIE MAC (FHLIC)	3134GWPT5	2,000,000.00	1,825,640.00	2,000,000.00	2,000,000.00	09/23/20	09/23/25			1,826	0.68000%	0.62500%
2020-168	FREDDIE MAC (FHLIC)	3134GWW51	2,000,000.00	1,819,340.00	2,000,000.00	2,000,000.00	09/30/20	09/30/25			1,826	0.55000%	0.50000%
2020-180	FANNIE MAE (FNMA)	3135G06B4	2,000,000.00	1,818,440.00	2,000,000.00	2,000,000.00	10/22/20	10/22/25			1,826	0.62000%	0.56000%
2020-179	FREDDIE MAC (FHLIC)	3134GW4Z6	4,000,000.00	3,627,160.00	4,000,000.00	4,000,000.00	10/27/20	10/27/25			1,826	0.60000%	0.54000%
20190	FANNIE MAE (FNMA)	3136G46N8	4,000,000.00	3,637,920.00	4,000,000.00	4,000,000.00	11/02/20	10/29/25			1,822	0.66000%	0.60000%
20197	FREDDIE MAC (FHLIC)	3134GXCH5	4,000,000.00	3,634,280.00	4,000,000.00	4,000,000.00	11/25/20	11/25/25			1,826	0.66000%	0.60000%
20198	FREDDIE MAC (FHLIC)	3134GXCS1	4,000,000.00	3,619,040.00	4,000,000.00	4,000,000.00	11/25/20	11/25/25			1,826	0.66000%	0.62500%
21118	FEDERAL FARM CREDIT BANK (FFCB)	3133ENFR6	4,250,000.00	3,920,157.50	4,250,000.00	4,250,000.00	12/01/21	12/01/25			1,461	1.45000%	1.34000%
20204	FEDERAL FARM CREDIT BANK (FFCB)	3133EMUC7	4,000,000.00	3,621,960.00	4,000,000.00	4,000,000.00	12/01/20	12/01/25			1,826	0.62000%	0.56000%
20201	FREDDIE MAC (FHLIC)	3134GXDM3	4,000,000.00	3,627,160.00	4,000,000.00	4,000,000.00	12/01/20	12/01/25			1,826	0.68000%	0.62000%
20219	FEDERAL HOME LOAN BANK (FHLB)	3130AKJH8	4,000,000.00	3,617,900.00	4,000,000.00	4,000,000.00	12/16/20	12/16/25			1,826	0.63000%	0.57000%
20217	FEDERAL FARM CREDIT BANK (FFCB)	3133EMKT8	4,000,000.00	3,614,840.00	4,000,000.00	4,000,000.00	12/17/20	12/17/25			1,826	0.60000%	0.54000%
20212	FANNIE MAE (FNMA)	3135G06K4	2,000,000.00	1,812,280.00	2,000,000.00	2,000,000.00	12/17/20	12/17/25			1,826	0.72000%	0.65000%
20227	FEDERAL FARM CREDIT BANK (FFCB)	3133EMLR1	4,000,000.00	3,654,400.00	4,000,000.00	4,000,000.00	12/24/20	12/23/25			1,825	0.55000%	0.50000%
20231	FANNIE MAE (FNMA)	3135G06Q1	6,006,006.57	5,428,960.00	6,000,000.00	6,000,000.00	12/30/20	12/30/25			1,826	0.71000%	0.64000%

SUTTER COUNTY
INVESTMENT PORTFOLIO
July 31, 2023



TREASURY	NUMBER	INSTITUTION/BRANCH	CUSIP	BOOK VALUE	MARKET VALUE	PAR VALUE	DATE		MATURES	INVESTED	TOTAL DAYS	CURRENT YIELD	RATE
							INVESTED	DATE					
	22004	FEDERAL FARM CREDIT BANK (FFCB)	3133ENLD0	4,000,000.00	3,689,680.00	4,000,000.00	01/26/22	01/26/26	1,461	1,66000%	1.53000%		
	23016	FREDDIE MAC (FHLMC)	3134GYFR8	3,000,000.00	2,965,770.00	3,000,000.00	02/17/23	02/17/26	1,096	5.21000%	5.15000%		
	23025	FEDERAL HOME LOAN BANK (FHLB)	3130AUSP0	5,000,000.00	4,934,450.00	5,000,000.00	02/08/23	05/08/26	1,185	5.07000%	5.00000%		
	21050	FEDERAL HOME LOAN BANK (FHLB)	3130AMKB7	4,000,000.00	3,609,520.00	4,000,000.00	05/26/21	05/26/26	1,826	1.16000%	1.05000%		
	21052	FEDERAL HOME LOAN BANK (FHLB)	3130AMM02	3,000,000.00	2,689,500.00	3,000,000.00	06/08/21	06/08/26	1,826	1.02000%	0.91000%		
	21054	FEDERAL HOME LOAN BANK (FHLB)	3130AMPJ5	2,000,000.00	1,794,000.00	2,000,000.00	06/16/21	06/16/26	1,826	1.06000%	0.95000%		
	21129/21132	FEDERAL FARM CREDIT BANK (FFCB)	3133ENHV5	4,000,000.00	3,632,680.00	4,000,000.00	12/22/21	12/22/26	1,643	1.53000%	1.39000%		
	21066	FEDERAL HOME LOAN BANK (FHLB)	3130AMT28	2,000,000.00	1,794,700.00	2,000,000.00	06/30/21	06/30/26	1,826	1.11000%	1.00000%		
	21065	FEDERAL FARM CREDIT BANK (FFCB)	3133EM3T7	3,998,095.84	3,553,000.00	4,000,000.00	09/01/21	09/01/26	1,826	0.98000%	0.87000%		
	21080	FEDERAL HOME LOAN BANK (FHLB)	3130ANRR3	4,000,000.00	3,572,520.00	4,000,000.00	09/17/21	09/17/26	1,826	1.12000%	1.00000%		
	21127	FEDERAL HOME LOAN BANK (FHLB)	3130APVC6	3,648,740.34	3,287,701.00	3,650,000.00	12/16/21	12/16/26	1,811	1.53000%	1.37500%		
	21125	FEDERAL FARM CREDIT BANK (FFCB)	3133ENHC7	4,000,000.00	3,626,880.00	4,000,000.00	12/16/21	12/16/26	1,824	1.76000%	1.60000%		
	21128	FEDERAL FARM CREDIT BANK (FFCB)	3133ENJ05	4,000,000.00	3,587,520.00	4,000,000.00	12/22/21	12/22/26	1,826	1.44000%	1.29000%		
	21121	FEDERAL HOME LOAN BANK (FHLB)	3130AQDD2	2,500,000.00	2,253,200.00	2,500,000.00	12/30/21	12/30/26	1,826	1.61000%	1.45000%		
	22002	FEDERAL HOME LOAN BANK (FHLB)	3130AQSP4	2,000,000.00	1,812,240.00	2,000,000.00	12/30/21	12/30/26	1,826	1.78000%	1.61000%		
	22003	FEDERAL FARM CREDIT BANK (FFCB)	3133ENK04	4,000,000.00	3,591,080.00	4,000,000.00	01/12/22	01/11/27	1,825	1.64000%	1.47000%		
	23041	FREDDIE MAC (FHLMC)	3134GYHS4	3,984,437.26	3,629,120.00	4,000,000.00	02/23/23	02/23/27	1,461	5.19000%	5.12500%		
	22009	FEDERAL HOME LOAN BANK (FHLB)	3130AQWC3	3,500,000.00	3,178,980.00	3,500,000.00	02/28/22	02/28/27	1,822	2.26000%	2.05000%		
	22026	FEDERAL HOME LOAN BANK (FHLB)	3130ARJH5	3,980,242.28	3,763,000.00	4,000,000.00	04/22/22	04/22/27	1,826	3.35000%	3.15000%		
	22027	FEDERAL HOME LOAN BANK (FHLB)	3130ARRP8	4,000,000.00	3,816,890.00	4,000,000.00	04/28/22	04/28/27	1,826	3.41000%	3.25000%		
	22028	FEDERAL HOME LOAN BANK (FHLB)	3130ARPB1	4,000,000.00	3,799,720.00	4,000,000.00	04/28/22	04/28/27	1,826	3.68000%	3.50000%		
	22049	FEDERAL HOME LOAN BANK (FHLB)	3130ASQF7	2,000,000.00	1,919,700.00	2,000,000.00	06/29/22	06/29/27	1,826	4.17000%	4.00000%		
	23039	FREDDIE MAC (FHLMC)	3134GYG48	3,000,000.00	2,946,060.00	3,000,000.00	02/24/23	08/24/27	1,642	5.24000%	5.15000%		
	23013	FEDERAL HOME LOAN BANK (FHLB)	3130AUNN0	3,000,000.00	2,949,540.00	3,000,000.00	01/30/23	01/27/28	1,823	5.34000%	5.25000%		
	23014	FREDDIE MAC (FHLMC)	3134GYF31	3,000,000.00	2,942,340.00	3,000,000.00	01/30/23	01/27/28	1,823	5.20000%	5.10000%		
	23015	FREDDIE MAC (FHLMC)	3134GYF00	3,000,000.00	2,923,380.00	3,000,000.00	02/07/23	02/07/28	1,826	4.87000%	4.75000%		
	23032	FEDERAL HOME LOAN BANK (FHLB)	3130AUU00	5,000,000.00	4,896,100.00	5,000,000.00	02/09/23	02/09/28	1,826	5.11000%	5.00000%		
	23026	FREDDIE MAC (FHLMC)	3134GYR7	3,000,000.00	2,964,150.00	3,000,000.00	02/09/23	02/09/28	1,826	4.96000%	4.90000%		
	23038	FEDERAL HOME LOAN BANK (FHLB)	3130AUTL8	2,000,000.00	1,979,440.00	2,000,000.00	02/22/23	02/22/28	1,826	5.10000%	5.05000%		
	23040	FREDDIE MAC (FHLMC)	3134GYU00	4,000,000.00	3,935,080.00	4,000,000.00	02/24/23	02/24/28	1,826	5.39000%	5.30000%		
	23042	FEDERAL HOME LOAN BANK (FHLB)	3130AUTV6	2,000,000.00	1,973,720.00	2,000,000.00	02/24/23	02/24/28	1,826	5.57000%	5.50000%		
	23044	FEDERAL HOME LOAN BANK (FHLB)	3130AUTF1	2,000,000.00	1,966,280.00	2,000,000.00	02/28/23	02/28/28	1,826	5.34000%	5.25000%		

TOTAL AGENCY NOTES 245,873,292.59

229,356,478.50

TOTAL AGENCY NOTES

MEDIUM TERM NOTES

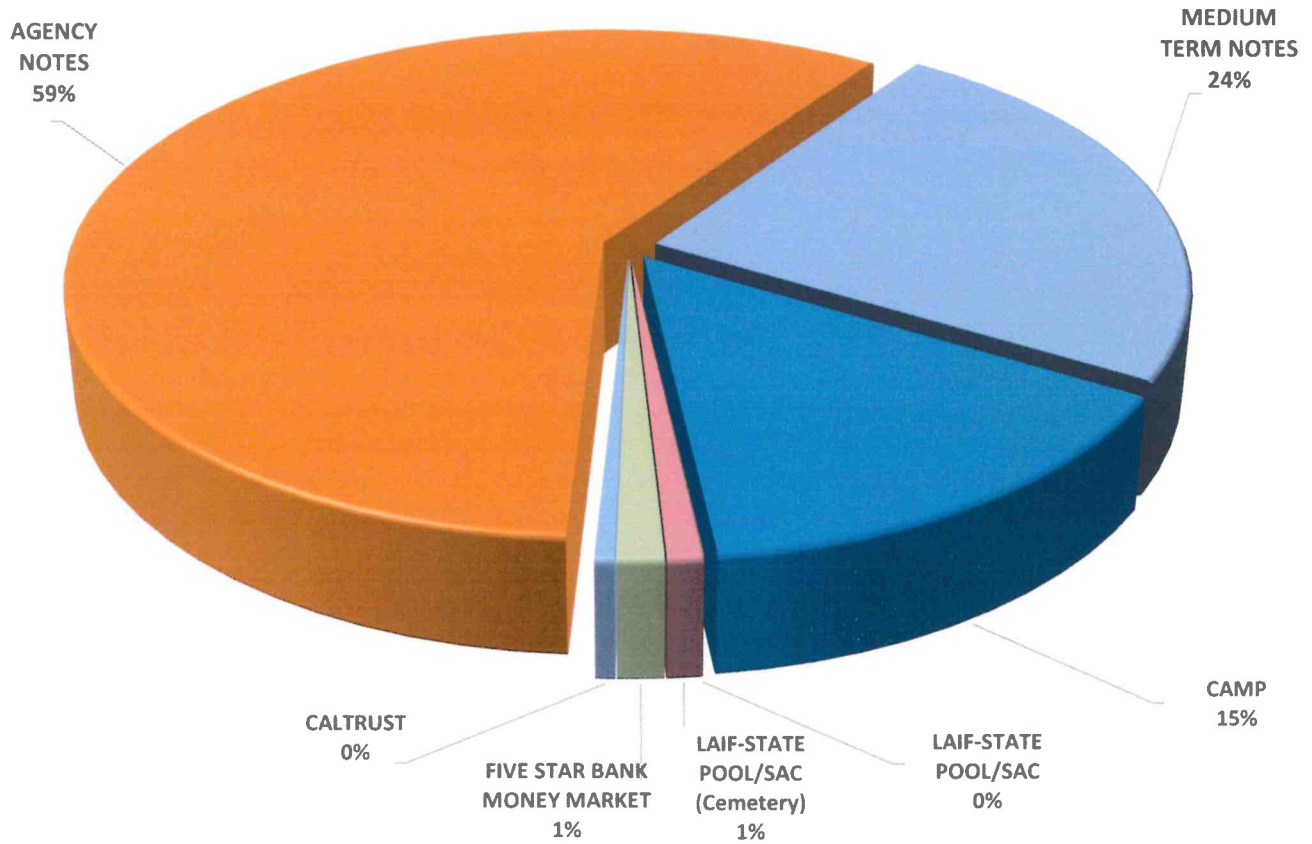
2020-079	TOYOTA MOTOR CREDIT CORP	8923BTDK8	2,005,191.30	1,984,880.00	2,000,000.00	05/01/20	10/18/23	1,265	2.27000%	2.25000%	
20223	CATERPILLAR FINL SERVICE (CAT)	14912L5X5	2,026,788.80	1,989,120.00	2,000,000.00	12/16/20	11/24/23	1,073	3.77000%	3.75000%	
20211	BANK OF AMERICA CORP (BAC)	06048WK38	4,000,000.00	3,903,960.00	4,000,000.00	12/19/20	12/18/23	1,085	0.56000%	0.55000%	
2019-123	SIMON PROP GP LP (SPG)	828807CR6	4,036,829.88	3,960,320.00	4,000,000.00	11/01/19	02/01/24	1,553	3.79000%	3.75000%	
2020-080	CATERPILLAR FINL SERVICE (CAT)	14912L5C0	2,039,238.00	1,961,920.00	2,000,000.00	05/01/20	06/09/24	1,500	3.36000%	3.30000%	
2019-144	AIR PROD & CHEM (APD)	009158AV8	2,025,698.43	1,958,220.00	2,000,000.00	12/10/19	07/31/24	1,695	3.42000%	3.35000%	
2019-150	WALT DISNEY COMPANY (DIS)	254687FK7	1,995,333.45	1,923,920.00	2,000,000.00	12/10/19	08/30/24	1,725	1.82000%	1.75000%	
2019-122	UNITED PARCEL SERVICE (UPS)	911312BT2	4,005,723.24	3,863,680.00	4,000,000.00	11/01/19	09/01/24	1,786	2.28000%	2.20000%	
2019-143	TOYOTA MOTOR CREDIT CORP	8923BTLG3	4,043,466.41	3,845,040.00	4,000,000.00	12/15/21	10/07/24	1,027	2.08000%	2.00000%	
2020-093	ESTEE LAUDER CO. (EL)	29736RAN0	2,001,567.44	1,916,600.00	2,000,000.00	12/10/19	12/01/24	1,718	2.09000%	2.00000%	
2020-075	ORACLE CORP (ORCL)	68389XBT1	2,050,415.65	1,907,440.00	2,000,000.00	06/01/20	04/01/25	1,765	2.62000%	2.50000%	
2020-096	WELLS FARGO & COMPANY (WFC)	95001DSW5	2,000,000.00	1,874,420.00	2,000,000.00	04/30/20	04/30/25	1,826	2.67000%	2.50000%	
20220	APPLE INC. (AAPL)	037833DT4	2,023,646.42	1,872,100.00	2,000,000.00	12/16/20	09/11/25	1,607	1.20000%	1.12500%	
2020-086	HONEYWELL INTERNATIONAL (HON)	438516CB0	2,018,144.95	1,875,460.00	2,000,000.00	06/04/20	06/01/25	1,823	1.44000%	1.35000%	
20230	AMERICAN HONDA FINANCE (HND)	02665WDL2	4,039,770.99	3,700,320.00	4,000,000.00	12/28/20	07/08/25	1,653	1.30000%	1.20000%	

**SUTTER COUNTY
INVESTMENT PORTFOLIO
July 31, 2023**



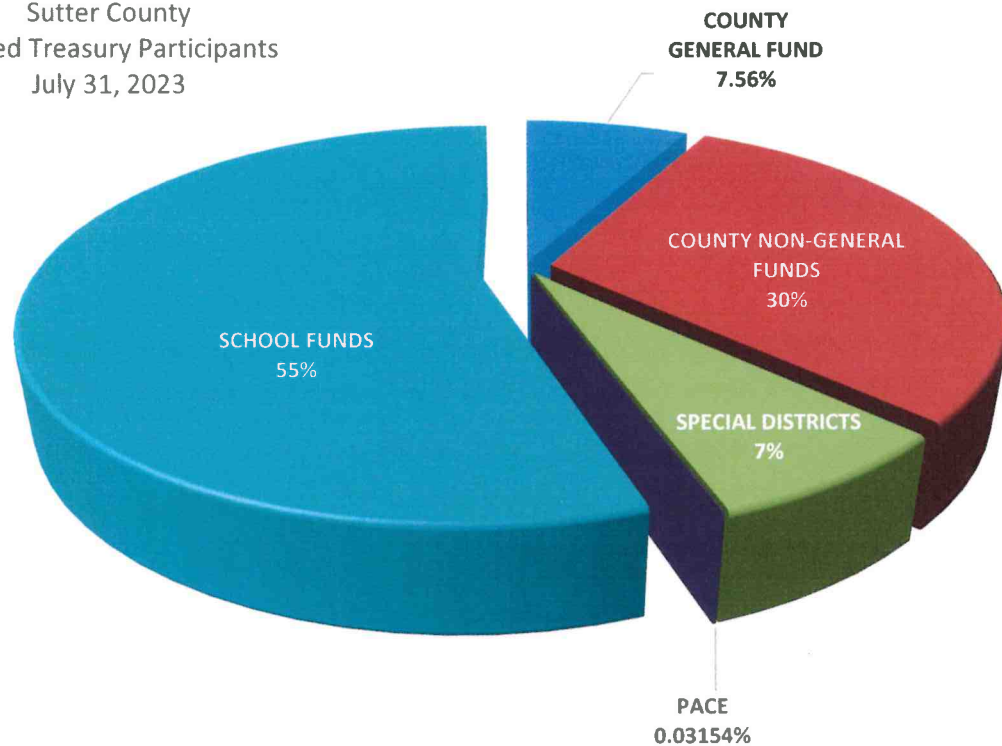
TREASURY NUMBER	INSTITUTION/BRANCH	CUSIP	BOOK VALUE	MARKET VALUE	PAR VALUE	DATE		YIELD	RATE	TOTAL DAYS
						INVESTED	MATURES			
2020-153	JP MORGAN CHASE & CO (JPM)	48128GV98	2,000,000.00	1,770,880.00	2,000,000.00	08/28/20	08/28/25	0.85000%	0.75000%	1,826
2020-166/176	AMERICAN HONDA FINANCE (HNSA)	02665WDN8	7,013,353.81	6,412,210.00	7,000,000.00	09/24/20	09/19/25	1.09000%	1.00000%	1,812
20229	CATERPILLAR FINL SERVICE (CAT)	14913R2H9	4,018,673.85	3,639,840.00	4,000,000.00	12/28/20	11/13/25	0.88000%	0.80000%	1,781
20215	BANK OF AMERICA CORP (BAC)	06048WK41	3,988,058.53	3,582,840.00	4,000,000.00	12/10/20	11/25/25	0.95000%	0.85000%	1,811
20225	JP MORGAN CHASE & CO (JPM)	48128GV53	2,000,000.00	1,761,760.00	2,000,000.00	12/22/20	12/22/25	0.94000%	0.82500%	1,826
21008	JOHN DEERE CAPITAL CORP (DE)	2442ZEVK2	3,999,876.62	3,615,360.00	4,000,000.00	02/01/21	01/15/26	0.77000%	0.70000%	1,809
22012	PUBLIC STORAGE (PSA)	74460WAA5	3,870,902.60	3,602,720.00	4,000,000.00	02/14/22	02/15/26	0.97000%	0.87500%	1,462
22037	BANK OF AMERICA CORP (BAC)	06048WV56	2,000,000.00	1,898,480.00	2,000,000.00	05/05/22	05/05/26	4.21000%	4.00000%	1,461
21063	BANK OF AMERICA CORP (BAC)	06048WMA9	2,000,000.00	1,766,500.00	2,000,000.00	06/15/21	06/15/26	1.70000%	1.00000%	1,826
21081	BANK OF AMERICA CORP (BAC)	06048WV22	2,000,000.00	1,730,800.00	2,000,000.00	08/28/21	08/28/26	1.44000%	1.25000%	1,826
21106	JP MORGAN CHASE & CO (JPM)	48128GV50	2,000,000.00	1,734,380.00	2,000,000.00	10/29/21	10/29/26	1.71000%	1.48000%	1,826
22011	HONEYWELL INTERNATIONAL (HON)	438516BL9	2,022,103.20	1,869,160.00	2,000,000.00	02/14/22	11/01/26	2.67000%	2.50000%	1,721
21120	PUBLIC STORAGE (PSA)	74460DAG4	3,489,355.32	3,135,084.90	3,485,000.00	12/03/21	11/09/26	1.67000%	1.50000%	1,802
21115	JP MORGAN CHASE & CO (JPM)	48130JZH1	4,000,000.00	3,513,160.00	4,000,000.00	11/30/21	11/30/26	1.71000%	1.50000%	1,826
22025	MASTERCARD INC	57636QAR5	4,022,636.82	3,819,760.00	4,000,000.00	04/12/22	03/28/27	3.46000%	3.30000%	1,809
22055	TSMC ARIZONA CORP	87289AF8	2,188,642.03	2,116,708.00	2,200,000.00	06/28/22	04/22/27	4.03000%	3.87500%	1,759
22056	BEVERLY HILLS CA PUBLIC FING	088006KB6	1,650,946.23	1,581,102.00	1,800,000.00	06/28/22	06/01/27	1.51000%	1.32700%	1,799
23028	3M COMPANY (MMM)	88579YAY7	2,817,671.86	2,765,270.00	3,000,000.00	02/08/23	10/15/27	3.12000%	2.87500%	1,710
23029	UNITEDHEALTH GROUP (UNH)	91324PDE9	1,893,852.82	1,859,060.00	2,000,000.00	02/08/23	10/15/27	3.17000%	2.85000%	1,710
23027	PROCTER & GAMBLE (PG)	742718FZ7	2,990,460.65	2,950,260.00	3,000,000.00	02/08/23	01/28/28	4.02000%	3.95000%	1,813
TOTAL MEDIUM TERM NOTES			100,298,349.30	93,660,734.90	100,495,000.00	AVERAGE		2.65547%	2.58081%	1,655
TOTAL POOL INVESTMENTS			418,334,760.05	395,180,351.56	418,558,138.16					

Sutter County
Pooled Investment Portfolio
July 31, 2023



	BOOK VALUE	PERCENTAGE OF MANAGED PORTFOLIO	INVESTED % OF POOLED PORTFOLIO	AVERAGE DAYS TO MATURITY	AVERAGE YIELD
CAMP	\$61,126,525.21	14.61%	14.75%	1	5.31%
LOCAL AGENCY INVESTMENT FUND (COUNTY)	56,417.73	0.01%	0.01%	1	3.15%
LOCAL AGENCY INVESTMENT FUND (CEMETERY)	3,796,575.56	0.91%		1	3.15%
MONEY MARKET MUTUAL FUND	5,060,400.24	1.21%	1.22%	1	3.12%
CALTRUST	2,123,219.42	0.51%	0.51%	1	5.07%
MEDIUM TERM NOTES	100,298,349.30	23.98%	24.20%	826	2.16%
AGENCY NOTES	<u>245,873,292.59</u>	<u>58.77%</u>	<u>59.31%</u>	<u>940</u>	<u>1.87%</u>
TOTAL MANAGED INVESTMENTS	\$418,334,780.05	100.00%	100.00%	<u>865</u>	<u>2.47%</u>
LESS: LAIF FUNDS NOT POOLED	<u>3,796,575.56</u>	<u>0.91%</u>			
TOTAL POOLED INVESTMENTS	<u>\$414,538,204.49</u>	<u>99.09%</u>	<u>100.00%</u>	<u>865</u>	<u>2.47%</u>

Sutter County
Pooled Treasury Participants
July 31, 2023



The Pooled Treasury is comprised of 356 separate funds representing the County's General Fund, County Non-General funds, special districts, school districts, and funds collected and held for the various PACE programs that are authorized by the City of Yuba City.

At the close of business July 31, 2023, pool participants' cash and investment balances consisted of the following:

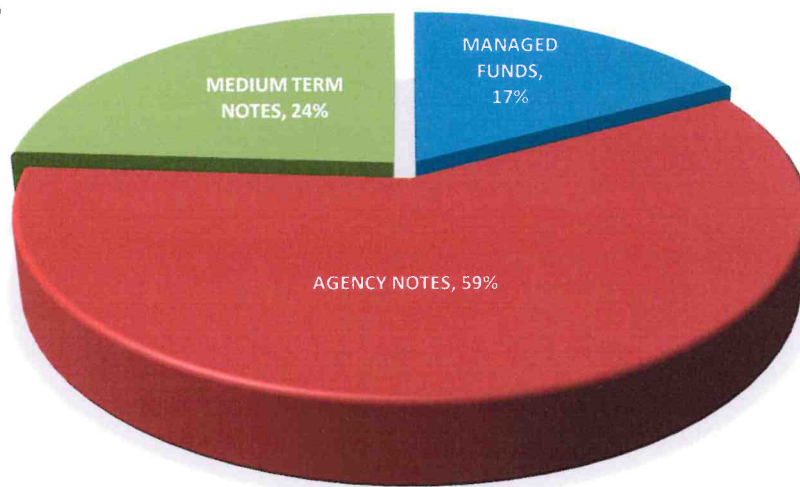
COUNTY GENERAL FUND	7.56%
COUNTY NON-GENERAL FUNDS	29.97%
SPECIAL DISTRICTS	7.29%
PACE	0.03%
SCHOOL FUNDS	<u>55.14%</u>

The pooled portfolio is comprised of three major classes of assets. As of July 31, 2023, agency notes made up 59%, medium term notes represented 24% and funds under management within the Local Area Investment Fund (LAIF), the California Asset Management Program (CAMP), Investment Trust of California (CalTRUST), and Five Star Bank completing the portfolio at 17%.

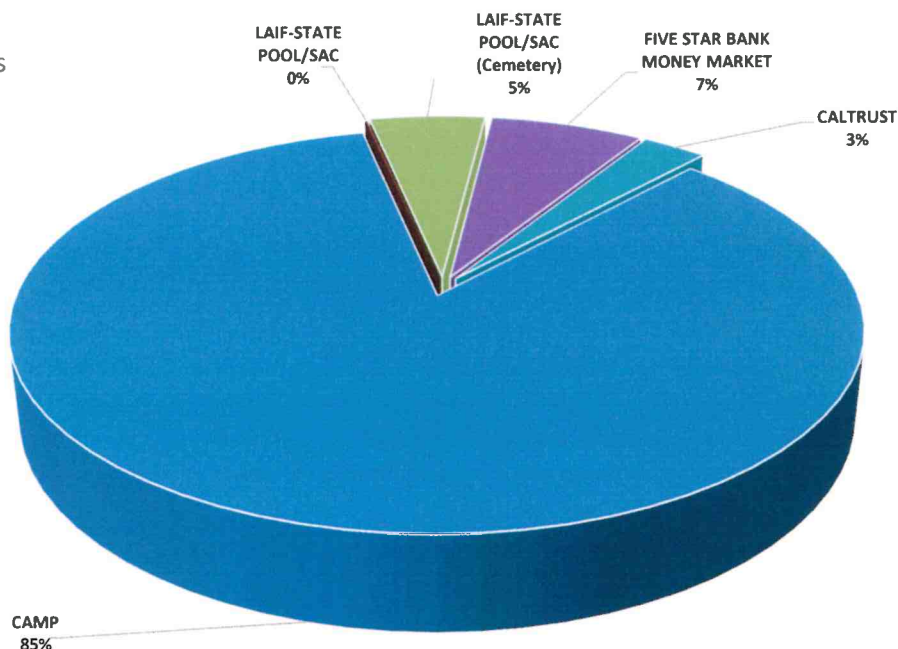
All assets are in compliance with the Sutter County Investment Policy and adhere to the requirements of California Government Code §53601-§53645 and §16429.1-§16429.3, which relate to the investing in the Local Area Investment Fund (LAIF)

Within the three major classes of assets the portfolio is further diversified, again, operating within the constraints of California Government Code and the Sutter County Investment Policy. The following charts provide a quick glance of the make-up of each category.

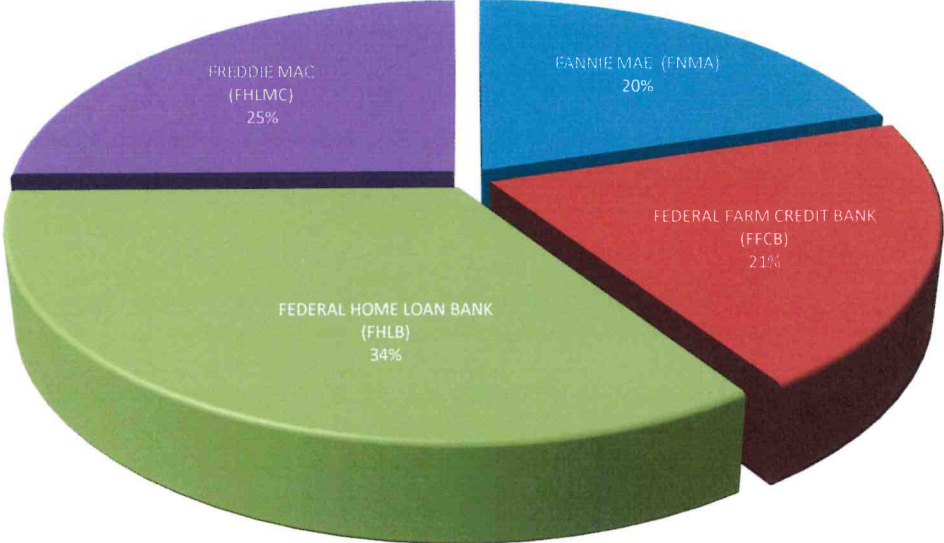
Sutter County
Investment Portfolio
Categories
July 31, 2023



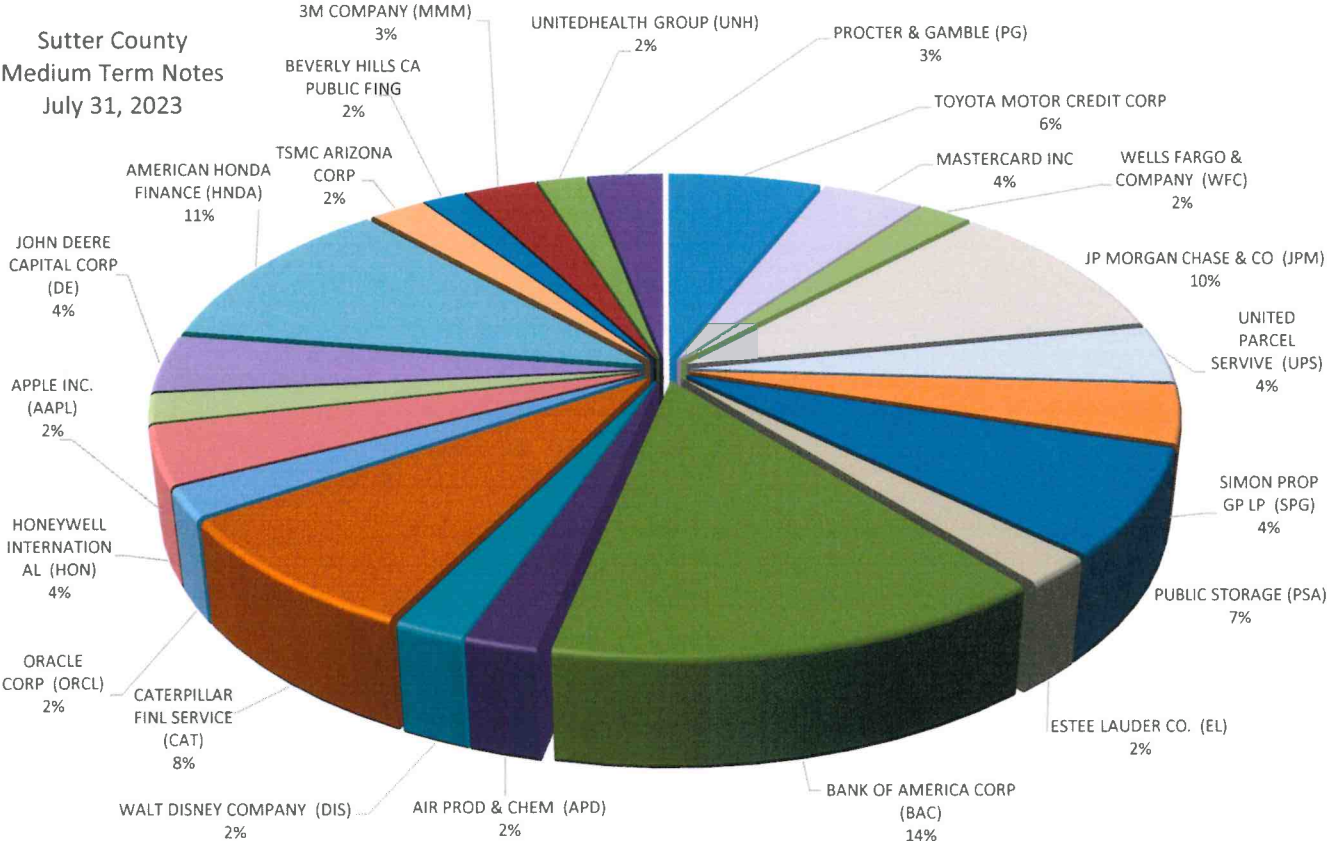
Sutter County
Managed Funds
July 31, 2023



Sutter County
Agency Notes
July 31, 2023

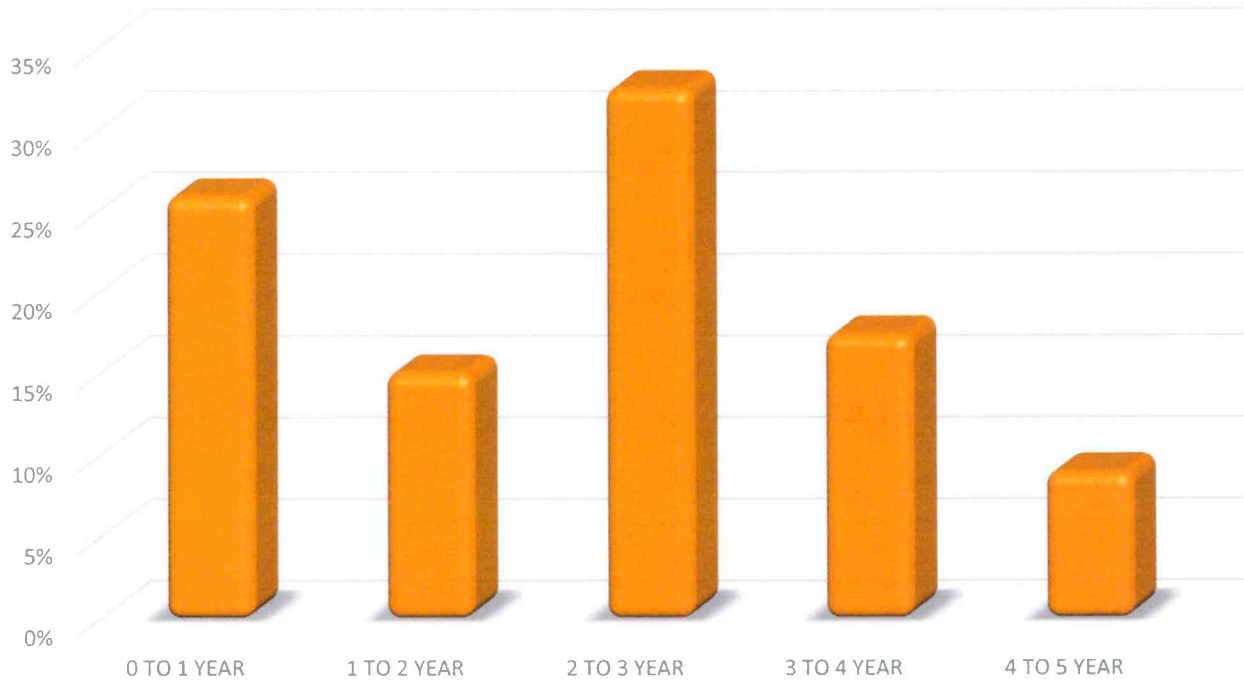


Sutter County
Medium Term Notes
July 31, 2023



All investments conform to California Government Code §56301 with maturities of no more than five years.

Sutter County Pooled Portfolio Aging July 31, 2023



Investments in the pool must have a category rating of A or better at the time of purchase, as prescribed in the Sutter County Investment Policy, with the exception of LAIF, which is authorized in GC §16429.1-§16429.3.

Sutter County Pooled Portfolio Asset Ratings July 31, 2023

