

Nicholas F. Valencia  
Treasurer-Tax Collector



Christina N. Hernandez  
Assistant Treasurer-Tax Collector

September 30, 2023

To: Sutter County Board of Supervisors

Re: Sutter County Investment Portfolio Report for August 31, 2023

Following is the Sutter County Investment Portfolio report as of August 31, 2023. The schedule includes all short-term, mid-term and long-term investments held at the conclusion of business on the final day of the month. The Sutter County Treasurer and Tax Collector is given authority over the pooled investment portfolio through Board delegation pursuant to Government Code §27000.1. Investment activities of the pooled treasury are governed by Government Code §53601 as incorporated in the Sutter County Investment Policy. Investment of the county's, school districts' and special districts' surplus funds start with the objective of safety of the principle to minimize possibility losses. Following safety is the liquidity objective to provide coverage of day-to-day operations and to meet contingency as they arise. The final objective is earning a reasonable return or yield on the funds invested. The Sutter County Investment Policy may be found on the Treasurer's webpage at:

<https://www.suttercounty.org/home/showpublisheddocument/6528/638160719594670000>

As Treasurer and Tax Collector, I certify that this document reflects the government agencies' pooled investments and that all investments are in compliance with the County of Sutter Investment Policy.

The combined cash and investments in the county treasury total \$400,178,235.73 and will provide sufficient cash flow liquidity to meet estimated pooled treasury expenditures for the next six months.

Invested treasury funds total \$393,556,295.26 with \$47,384,653.37 under the management of the Local Agency Investment Fund, California Asset Management Program, CalTRUST, and Money Market Mutual Funds with Five Star Bank. The Bank of New York, which provides third-party safekeeping services to Sutter County, provides market value data. The dollar-weighted average maturity of invested funds is 775 days.

Investments are selected based on criteria contained in the Sutter County Investment Policy, which emphasizes safety, liquidity, yield, and diversification. Therefore, the interest rates will fluctuate, and the types of investments will vary depending upon county needs and market availability on a particular day.

Respectfully submitted,

A handwritten signature in blue ink that reads "Nicholas Valencia".

Nicholas F. Valencia  
Treasurer-Tax Collector

**SUTTER COUNTY  
INVESTMENT PORTFOLIO  
August 31, 2023**



TREASURY	MANAGED FUNDS	INSTITUTION/BRANCH	CUSIP	BOOK VALUE	MARKET VALUE	PAR VALUE	DATE INVESTED	MATURES	DATE	INVESTED	TOTAL DAYS	CURRENT YIELD	RATE
		CAMP	0	36,324,061.49	36,324,061.49	36,324,061.49	N/A	N/A	N/A	N/A	N/A	5.52000%	5.52000%
2023-00A		LAIF-STATE POOL/SAC	0	56,417.73	56,417.73	56,417.73	N/A	N/A	N/A	N/A	N/A	3.37000%	3.37000%
2023-00B		LAIF-STATE POOL/SAC (Cemetery)	0	3,796,575.56	3,796,575.56	3,796,575.56	N/A	N/A	N/A	N/A	N/A	3.37000%	3.37000%
2023-00C		FIVE STAR BANK MONEY MARKET	0	5,074,565.47	5,074,565.47	5,074,565.47	N/A	N/A	N/A	N/A	N/A	3.30500%	3.30500%
2023-00D		CALTRUST	0	2,133,033.12	2,133,033.12	2,133,033.12	N/A	N/A	N/A	N/A	N/A	5.44000%	5.44000%
2023-00E													
		TOTAL MANAGED FUNDS		47,384,653.37	47,384,653.37	47,384,653.37							
		AGENCIES NOTES											
20218		FREDDIE MAC (FHLMC)	3134GXJH8	4,000,000.00	3,983,520.00	4,000,000.00	12/29/20	09/29/23	09/29/23	1,004	0.22000%	0.22000%	0.22000%
20208		FEDERAL FARM CREDIT BANK (FFCB)	3133EMHL9	1,999,971.98	1,973,860.00	2,000,000.00	12/03/20	11/30/23	11/30/23	1,092	0.31000%	0.31000%	0.31000%
20210		FANNIE MAE (FNMA)	3135GA6J5	2,000,000.00	1,972,080.00	2,000,000.00	12/07/20	12/07/23	12/07/23	1,095	0.32000%	0.32000%	0.32000%
2020-169		FEDERAL FARM CREDIT BANK (FFCB)	3133EMBE1	1,999,786.67	1,941,320.00	2,000,000.00	09/30/20	03/28/24	03/28/24	1,275	0.31000%	0.30000%	0.30000%
20196		FEDERAL FARM CREDIT BANK (FFCB)	3133EMGF3	1,999,622.94	1,928,280.00	2,000,000.00	11/16/20	05/16/24	05/16/24	1,277	0.36000%	0.35000%	0.35000%
22047		FREDDIE MAC (FHLMC)	3134GXWD2	2,000,000.00	1,956,960.00	2,000,000.00	06/21/22	06/21/24	06/21/24	731	2.91000%	2.85000%	2.85000%
20224		FANNIE MAE (FNMA)	3135GAC25	4,000,000.00	3,839,800.00	4,000,000.00	12/24/20	06/24/24	06/24/24	1,278	0.32000%	0.31000%	0.31000%
20221		FREDDIE MAC (FHLMC)	3134GXJJ4	4,000,000.00	3,833,120.00	4,000,000.00	12/28/20	06/28/24	06/28/24	1,278	0.33000%	0.32000%	0.32000%
22121		FREDDIE MAC (FHLMC)	3134GY2M3	5,000,000.00	4,969,950.00	5,000,000.00	11/28/22	08/28/24	08/28/24	639	5.03000%	5.00000%	5.00000%
21089		FEDERAL HOME LOAN BANK (FHLB)	3130ANTP5	2,000,000.00	1,900,080.00	2,000,000.00	09/16/21	09/16/24	09/16/24	1,086	0.53000%	0.50000%	0.50000%
20222		FREDDIE MAC (FHLMC)	3134GXJK1	4,000,000.00	3,788,200.00	4,000,000.00	12/30/20	09/30/24	09/30/24	1,370	0.38000%	0.36000%	0.36000%
21113		FEDERAL HOME LOAN BANK (FHLB)	3130APQJ0	2,000,000.00	1,896,000.00	2,000,000.00	11/18/21	11/18/24	11/18/24	1,086	1.05000%	1.00000%	1.00000%
2020-110		FEDERAL HOME LOAN BANK (FHLB)	3130AJ5F7	1,000,000.00	937,560.00	1,000,000.00	07/08/20	01/08/25	01/08/25	1,645	0.69000%	0.65000%	0.65000%
21112		FEDERAL HOME LOAN BANK (FHLB)	3130APRD9	2,000,000.00	1,863,840.00	2,000,000.00	11/16/21	05/16/25	05/16/25	1,277	1.11000%	1.03000%	1.03000%
2020-123		FANNIE MAE (FNMA)	3136G4ZR7	4,000,000.00	3,679,400.00	4,000,000.00	07/12/20	07/21/25	07/21/25	1,826	0.76000%	0.70000%	0.70000%
22029		FEDERAL HOME LOAN BANK (FHLB)	3130ARRX1	5,000,000.00	4,875,300.00	5,000,000.00	04/25/22	07/25/25	07/25/25	1,187	3.99000%	3.50000%	3.50000%
2020-185		FANNIE MAE (FNMA)	3136GA6K4	4,000,000.00	3,662,680.00	4,000,000.00	10/28/20	07/28/25	07/28/25	1,734	0.55000%	0.50000%	0.50000%
2020-136		FANNIE MAE (FNMA)	3136G4D75	4,000,000.00	3,669,460.00	4,000,000.00	07/30/20	07/29/25	07/29/25	1,825	0.65000%	0.60000%	0.60000%
2020-134		FANNIE MAE (FNMA)	3136GA631	4,000,000.00	3,672,800.00	4,000,000.00	07/30/20	07/30/25	07/30/25	1,826	0.71000%	0.65000%	0.65000%
2020-140		FANNIE MAE (FNMA)	3136G4G98	2,000,000.00	1,831,380.00	2,000,000.00	08/12/20	08/12/25	08/12/25	1,826	0.61000%	0.56000%	0.56000%
2020-141		FREDDIE MAC (FHLMC)	3134GWWK19	2,000,000.00	1,832,840.00	2,000,000.00	08/12/20	08/12/25	08/12/25	1,826	0.65000%	0.60000%	0.60000%
2020-137		FANNIE MAE (FNMA)	3136G4C43	4,000,000.00	3,668,640.00	4,000,000.00	08/14/20	08/14/25	08/14/25	1,826	0.71000%	0.65000%	0.65000%
2020-149		FANNIE MAE (FNMA)	3136G4H71	1,999,829.13	1,836,520.00	2,000,000.00	08/18/20	08/18/25	08/18/25	1,826	0.54000%	0.50000%	0.50000%
2020-150		FANNIE MAE (FNMA)	3136G4N74	2,000,000.00	1,829,800.00	2,000,000.00	08/21/20	08/21/25	08/21/25	1,826	0.61000%	0.56000%	0.56000%
2020-159		FEDERAL FARM CREDIT BANK (FFCB)	3133EL4W1	3,998,266.52	3,662,040.00	4,000,000.00	09/04/20	08/25/25	08/25/25	1,816	0.67000%	0.61000%	0.61000%
20228		FANNIE MAE (FNMA)	3135G05X7	1,998,293.06	1,828,060.00	2,000,000.00	12/24/20	08/25/25	08/25/25	1,705	0.41000%	0.37500%	0.37500%
21082		FEDERAL HOME LOAN BANK (FHLB)	3130ANPE4	4,000,000.00	3,668,400.00	4,000,000.00	08/26/21	08/26/25	08/26/25	1,461	0.76000%	0.70000%	0.70000%
2020-155		FANNIE MAE (FNMA)	3136G4X32	2,000,000.00	1,830,480.00	2,000,000.00	08/26/20	08/26/25	08/26/25	1,826	0.66000%	0.60000%	0.60000%
2020-161		FREDDIE MAC (FHLMC)	3134GWP75	2,000,000.00	1,826,340.00	2,000,000.00	09/23/20	09/23/25	09/23/25	1,826	0.68000%	0.62500%	0.62500%
2020-168		FREDDIE MAC (FHLMC)	3134GWW51	2,000,000.00	1,820,160.00	2,000,000.00	09/30/20	09/30/25	09/30/25	1,826	0.55000%	0.50000%	0.50000%
2020-180		FANNIE MAE (FNMA)	3135G06B4	2,000,000.00	1,818,960.00	2,000,000.00	10/22/25	10/22/25	10/22/25	1,826	0.62000%	0.56000%	0.56000%
2020-179		FREDDIE MAC (FHLMC)	3134GWW4Z5	4,000,000.00	3,634,160.00	4,000,000.00	10/27/20	10/27/25	10/27/25	1,826	0.59000%	0.54000%	0.54000%
20190		FANNIE MAE (FNMA)	3136G46N8	4,000,000.00	3,638,200.00	4,000,000.00	11/02/20	10/29/25	10/29/25	1,822	0.66000%	0.60000%	0.60000%
20197		FREDDIE MAC (FHLMC)	3134GXCH5	4,000,000.00	3,632,560.00	4,000,000.00	11/25/20	11/25/25	11/25/25	1,826	0.66000%	0.60000%	0.60000%
20198		FREDDIE MAC (FHLMC)	3134GXCS1	4,000,000.00	3,634,640.00	4,000,000.00	11/25/20	11/25/25	11/25/25	1,826	0.69000%	0.62500%	0.62500%
21118		FEDERAL FARM CREDIT BANK (FFCB)	3133EMFR6	4,250,000.00	3,915,652.50	4,250,000.00	12/01/21	12/01/25	12/01/25	1,461	1.45000%	1.34000%	1.34000%
20204		FEDERAL FARM CREDIT BANK (FFCB)	3133EMJC7	4,000,000.00	3,620,120.00	4,000,000.00	12/01/20	12/01/25	12/01/25	1,826	0.62000%	0.56000%	0.56000%
20201		FREDDIE MAC (FHLMC)	3134GXDM3	4,000,000.00	3,625,160.00	4,000,000.00	12/01/25	12/01/25	12/01/25	1,826	0.68000%	0.62000%	0.62000%
20219		FEDERAL HOME LOAN BANK (FHLB)	3130AKJRB	4,000,000.00	3,615,200.00	4,000,000.00	12/16/20	12/16/25	12/16/25	1,826	0.63000%	0.57000%	0.57000%
20217		FEDERAL FARM CREDIT BANK (FFCB)	3133EMKT8	4,000,000.00	3,612,240.00	4,000,000.00	12/17/20	12/17/25	12/17/25	1,826	0.60000%	0.54000%	0.54000%
20212		FANNIE MAE (FNMA)	3135G06K4	2,000,000.00	1,810,820.00	2,000,000.00	12/17/20	12/17/25	12/17/25	1,826	0.72000%	0.65000%	0.65000%
20227		FEDERAL FARM CREDIT BANK (FFCB)	3133EMLR1	4,000,000.00	3,654,400.00	4,000,000.00	12/24/20	12/23/25	12/23/25	1,825	0.55000%	0.50000%	0.50000%
20231		FANNIE MAE (FNMA)	3135G06Q1	6,006,006.57	5,424,240.00	6,000,000.00	12/30/20	12/30/25	12/30/25	1,826	0.71000%	0.64000%	0.64000%

**SUTTER COUNTY**  
**INVESTMENT PORTFOLIO**  
**August 31, 2023**



TREASURY	NUMBER	INSTITUTION/BRANCH	CUSIP	BOOK VALUE	MARKET VALUE	PAR VALUE	INVESTED DATE	MATURES DATE	TOTAL DAYS INVESTED	SUKKENI	
										YIELD	RATE
	22004	FEDERAL FARM CREDIT BANK (FCB)	3133ENLD0	4,000,000.00	3,687,120.00	4,000,000.00	01/26/22	01/26/26	1,461	1.86000%	1.53000%
	23016	FREDDIE MAC (FHLMC)	3134GYFR8	3,000,000.00	2,964,660.00	3,000,000.00	02/17/23	02/17/26	1,096	5.21000%	5.15000%
	23025	FEDERAL HOME LOAN BANK (FHLB)	3130AUSP0	5,000,000.00	4,934,150.00	5,000,000.00	02/08/23	05/08/26	1,185	5.07000%	5.00000%
	21050	FEDERAL HOME LOAN BANK (FHLB)	3130AMKB7	4,000,000.00	3,610,720.00	4,000,000.00	05/26/21	05/26/26	1,826	1.16000%	1.05000%
	21052	FEDERAL HOME LOAN BANK (FHLB)	3130AMMQ2	3,000,000.00	2,693,340.00	3,000,000.00	06/08/21	06/08/26	1,826	1.01000%	0.91000%
	21054	FEDERAL HOME LOAN BANK (FHLB)	3130AMPJ5	2,000,000.00	1,796,440.00	2,000,000.00	06/16/21	06/16/26	1,826	1.06000%	0.95000%
	2112921132	FEDERAL FARM CREDIT BANK (FCB)	3133ENHW5	4,000,000.00	3,636,400.00	4,000,000.00	12/22/21	06/22/26	1,824	1.53000%	1.39000%
	21066	FEDERAL HOME LOAN BANK (FHLB)	3130AMT28	2,000,000.00	1,797,120.00	2,000,000.00	06/30/21	06/30/26	1,826	1.11000%	1.00000%
	21085	FEDERAL FARM CREDIT BANK (FCB)	3133ENM37	3,998,095.84	3,557,280.00	4,000,000.00	09/01/21	09/01/26	1,826	0.98000%	0.87000%
	21090	FEDERAL HOME LOAN BANK (FHLB)	3130ANRR3	4,000,000.00	3,566,400.00	4,000,000.00	09/17/21	09/17/26	1,826	1.12000%	1.00000%
	21127	FEDERAL HOME LOAN BANK (FHLB)	3130APVC6	3,648,740.34	3,283,029.00	3,650,000.00	12/16/21	12/01/26	1,811	1.53000%	1.37500%
	21125	FEDERAL FARM CREDIT BANK (FCB)	3133ENHCT	4,000,000.00	3,620,560.00	4,000,000.00	12/16/21	12/14/26	1,824	1.77000%	1.60000%
	21130	FEDERAL FARM CREDIT BANK (FCB)	3133ENJCS	4,000,000.00	3,581,840.00	4,000,000.00	12/22/21	12/22/26	1,826	1.44000%	1.29000%
	21128	FEDERAL HOME LOAN BANK (FHLB)	3130AQDD2	2,500,000.00	2,249,300.00	2,500,000.00	12/30/21	12/30/26	1,826	1.61000%	1.45000%
	21121	FEDERAL HOME LOAN BANK (FHLB)	3130AQSP4	2,000,000.00	1,808,980.00	2,000,000.00	12/30/21	12/30/26	1,826	1.78000%	1.61000%
	22002	FEDERAL FARM CREDIT BANK (FCB)	3133ENKGA	3,984,437.26	3,586,860.00	4,000,000.00	01/12/22	01/11/27	1,825	1.64000%	1.47000%
	22003	FREDDIE MAC (FHLMC)	3134GYHSA	2,000,000.00	3,616,160.00	2,000,000.00	01/28/22	01/28/27	1,826	1.94000%	1.75000%
	22009	FEDERAL HOME LOAN BANK (FHLB)	3130AQWC3	3,990,242.28	1,972,260.00	2,000,000.00	02/23/23	02/23/27	1,461	5.20000%	5.12500%
	22026	FEDERAL HOME LOAN BANK (FHLB)	3130ARRJH	4,000,000.00	3,190,530.00	3,500,000.00	02/28/22	02/24/27	1,822	2.25000%	2.05000%
	22027	FEDERAL HOME LOAN BANK (FHLB)	3130ARRRH	4,000,000.00	3,772,960.00	4,000,000.00	04/22/22	04/22/27	1,826	3.40000%	3.15000%
	22028	FEDERAL HOME LOAN BANK (FHLB)	3130ARP81	4,000,000.00	3,827,240.00	4,000,000.00	04/28/22	04/28/27	1,826	3.40000%	3.25000%
	22049	FREDDIE MAC (FHLMC)	3130ASFQ7	2,000,000.00	3,808,680.00	4,000,000.00	04/28/22	04/28/27	1,826	3.68000%	3.50000%
	23039	FREDDIE MAC (FHLMC)	3134GYG48	3,000,000.00	1,924,740.00	2,000,000.00	06/29/22	06/29/27	1,826	4.16000%	4.00000%
	23013	FEDERAL HOME LOAN BANK (FHLB)	3130AUNN0	3,000,000.00	2,952,090.00	3,000,000.00	02/24/23	08/24/27	1,642	5.23000%	5.15000%
	23014	FREDDIE MAC (FHLMC)	3134GYF31	3,000,000.00	2,945,870.00	3,000,000.00	01/30/23	01/27/28	1,823	5.33000%	5.25000%
	23015	FREDDIE MAC (FHLMC)	3134GYFQ0	3,000,000.00	2,927,610.00	3,000,000.00	02/07/23	02/07/28	1,826	4.87000%	4.75000%
	23032	FEDERAL HOME LOAN BANK (FHLB)	3130AUJAA	5,000,000.00	4,903,550.00	5,000,000.00	02/09/23	02/09/28	1,826	5.10000%	5.00000%
	23026	FREDDIE MAC (FHLMC)	3134GYGR7	3,000,000.00	2,968,680.00	3,000,000.00	02/09/23	02/09/28	1,826	4.95000%	4.90000%
	23038	FEDERAL HOME LOAN BANK (FHLB)	3130AUTL8	2,000,000.00	1,982,460.00	2,000,000.00	02/22/23	02/22/28	1,826	5.09000%	5.05000%
	23040	FREDDIE MAC (FHLMC)	3134GYGU0	4,000,000.00	3,940,200.00	4,000,000.00	02/24/23	02/24/28	1,826	5.38000%	5.30000%
	23042	FEDERAL HOME LOAN BANK (FHLB)	3130AUTV6	2,000,000.00	1,976,340.00	2,000,000.00	02/24/23	02/24/28	1,826	5.57000%	5.50000%
	23044	FEDERAL HOME LOAN BANK (FHLB)	3130AUTF1	2,000,000.00	1,968,900.00	2,000,000.00	02/28/23	02/28/28	1,826	5.33000%	5.25000%
		TOTAL AGENCY NOTES		245,873,292.59	229,621,201.50	245,900,000.00					

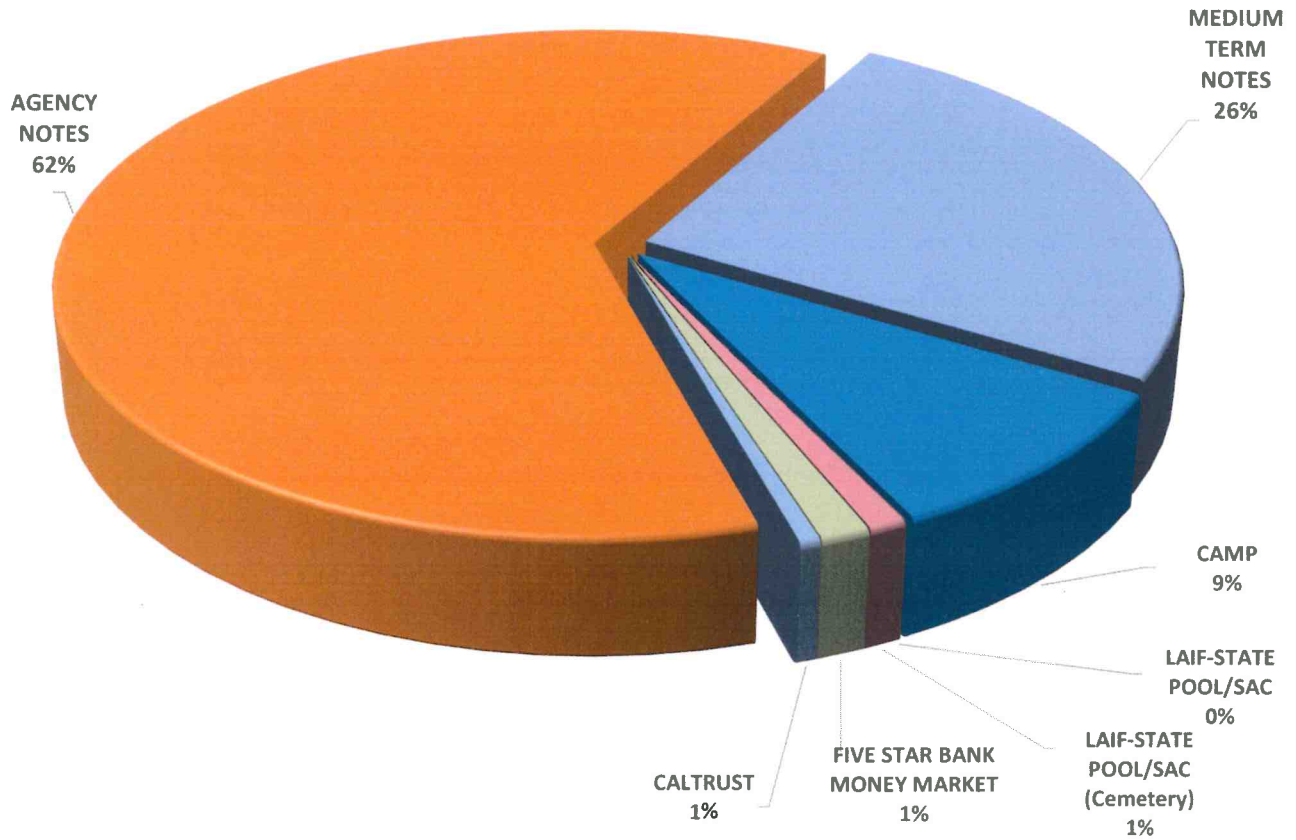
MEDIUM TERM NOTES	INSTITUTION/BRANCH	CUSIP	BOOK VALUE	MARKET VALUE	PAR VALUE	INVESTED DATE	MATURES DATE	TOTAL DAYS INVESTED	YIELD	RATE
2020-079	TOYOTA MOTOR CREDIT CORP	89236TDK8	2,005,191.30	1,981,700.00	2,000,000.00	05/01/20	10/18/23	1,265	2.26000%	2.25000%
20223	CATERPILLAR FINL SERVICE (CAT)	14912LSX5	2,026,788.80	1,992,700.00	2,000,000.00	12/16/20	11/24/23	1,073	3.76000%	3.75000%
20211	BANK OF AMERICA CORP (BAC)	06048WKS8	4,000,000.00	3,934,920.00	4,000,000.00	12/18/20	12/18/23	1,095	0.56000%	0.55000%
2019-123	SIMON PROP GP LP (SPG)	828807CR6	4,036,629.88	3,963,120.00	4,000,000.00	11/01/19	02/01/24	1,553	3.78000%	3.75000%
2020-080	CATERPILLAR FINL SERVICE (CAT)	14912L6C0	2,039,238.00	1,963,520.00	2,000,000.00	05/01/20	06/09/24	1,500	3.36000%	3.30000%
2019-144	AIR PROD & CHEM (APD)	009158AV8	2,025,698.43	1,959,240.00	2,000,000.00	07/31/24	07/31/24	1,695	3.42000%	3.35000%
2019-150	WALT DISNEY COMPANY (DIS)	254687FK7	1,995,333.45	1,926,920.00	2,000,000.00	12/10/19	08/30/24	1,725	1.82000%	1.75000%
2019-122	UNITED PARCEL SERVICE (UPS)	911312BT2	4,005,723.24	3,874,840.00	4,000,000.00	11/01/19	09/01/24	1,766	2.27000%	2.20000%
21124	TOYOTA MOTOR CREDIT CORP	89236TGL3	4,043,666.41	3,851,400.00	4,000,000.00	12/15/21	10/07/24	1,027	2.08000%	2.00000%
2019-143	ESTEE LAUDER CO. (EL)	29736RAN0	2,001,567.44	1,918,700.00	2,000,000.00	12/10/19	12/01/24	1,818	2.09000%	2.00000%
2020-093	ORACLE CORP (ORCL)	66389XBT1	2,050,415.65	1,903,400.00	2,000,000.00	06/01/20	04/01/25	1,765	2.63000%	2.50000%
2020-075	WELLS FARGO & COMPANY (WFC)	9500TD6W5	2,000,000.00	1,879,640.00	2,000,000.00	04/30/20	04/30/25	1,826	2.86000%	2.50000%
20220	APPLE INC. (AAPL)	037833DT4	2,023,646.42	1,870,020.00	2,000,000.00	12/16/20	05/11/25	1,607	1.20000%	1.12500%
2020-096	HONEYWELL INTERNATIONAL (HON)	438516CB0	2,018,144.95	1,874,280.00	2,000,000.00	06/04/20	06/01/25	1,823	1.44000%	1.35000%
20230	AMERICAN HONDA FINANCE (HND)	02665WDL2	4,039,770.99	3,707,660.00	4,000,000.00	12/28/20	07/08/25	1,653	1.29000%	1.20000%

**SUTTER COUNTY  
INVESTMENT PORTFOLIO  
August 31, 2023**



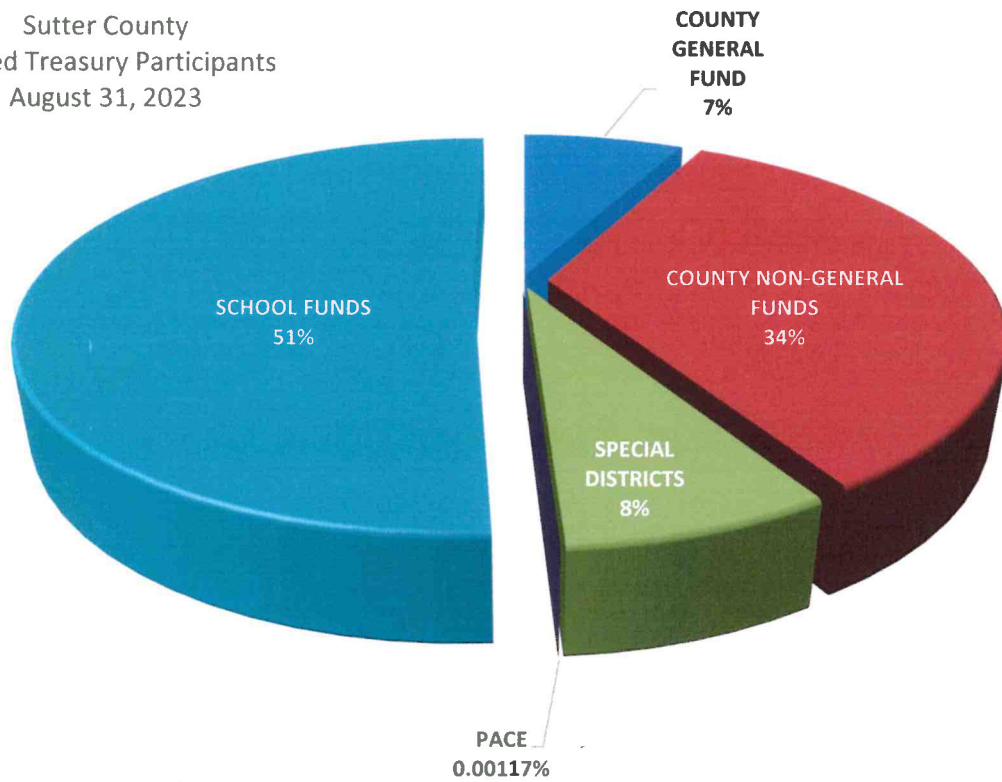
TREASURY NUMBER	INSTITUTION/BRANCH	CUSIP	BOOK VALUE	MARKET VALUE	PAR VALUE	DATE INVESTED	DATE	MATURES	TOTAL DAYS INVESTED	SUKKENI	
										YIELD	RATE
2020-153	JP MORGAN CHASE & CO (JPM)	48128GV98	2,000,000.00	1,779,180.00	2,000,000.00	08/28/20	08/28/25	08/28/25	1,826	0.84000%	0.75000%
2020-166/176	AMERICAN HONDA FINANCE (HNDFA)	02665WDN8	7,013,353.81	6,414,240.00	7,000,000.00	09/24/20	09/10/25	09/10/25	1,812	1.09000%	1.00000%
20229	CATERPILLAR FINL SERVICE (CAT)	14913R2H9	4,018,673.85	3,642,800.00	4,000,000.00	12/28/20	11/13/25	11/13/25	1,781	0.88000%	0.80000%
20215	BANK OF AMERICA CORP (BAC)	06048WK41	3,998,058.53	3,574,400.00	4,000,000.00	12/10/20	11/25/25	11/25/25	1,811	0.95000%	0.85000%
20225	JP MORGAN CHASE & CO (JPM)	48128GY63	2,000,000.00	1,768,860.00	2,000,000.00	12/22/20	12/22/25	12/22/25	1,826	0.93000%	0.82500%
21008	JOHN DEERE CAPITAL CORP (DE)	24422EVK2	3,999,676.62	3,620,360.00	4,000,000.00	02/01/21	01/15/26	01/15/26	1,809	0.77000%	0.70000%
22012	PUBLIC STORAGE (PSA)	74460WAA5	3,870,902.60	3,605,040.00	4,000,000.00	02/14/22	02/15/26	02/15/26	1,462	0.97000%	0.87500%
22037	BANK OF AMERICA CORP (BAC)	06048VW56	2,000,000.00	1,899,240.00	2,000,000.00	05/05/22	05/05/26	05/05/26	1,461	4.21000%	4.00000%
21063	BANK OF AMERICA CORP (BAC)	06048WM49	2,000,000.00	1,756,320.00	2,000,000.00	06/15/21	06/15/26	06/15/26	1,826	1.71000%	1.00000%
21081	BANK OF AMERICA CORP (BAC)	06048WN22	2,000,000.00	1,735,560.00	2,000,000.00	08/26/21	08/26/26	08/26/26	1,826	1.44000%	1.25000%
21106	JP MORGAN CHASE & CO (JPM)	48128G5U0	2,000,000.00	1,738,500.00	2,000,000.00	10/29/21	10/29/26	10/29/26	1,826	1.70000%	1.46000%
22011	HONEYWELL INTERNATIONAL (HON)	438516BL9	2,022,103.20	1,866,620.00	2,000,000.00	02/14/22	11/01/26	11/01/26	1,721	2.68000%	2.50000%
21120	PUBLIC STORAGE (PSA)	74460DAG4	3,489,355.32	3,145,360.20	3,495,000.00	12/03/21	11/09/26	11/09/26	1,802	1.67000%	1.50000%
21115	JP MORGAN CHASE & CO (JPM)	48130UZH1	4,000,000.00	3,426,320.00	4,000,000.00	11/30/21	11/30/26	11/30/26	1,826	1.75000%	1.50000%
22025	MASTERCARD INC	57636QAR5	4,022,536.82	3,807,200.00	4,000,000.00	04/12/22	03/26/27	03/26/27	1,809	3.47000%	3.30000%
22055	TSMC ARIZONA CORP	872899AF8	2,198,642.03	2,115,872.00	2,200,000.00	06/28/22	04/22/27	04/22/27	1,759	4.03000%	3.87500%
22056	BEVERLY HILLS CA PUBLIC FING	088006K96	1,650,946.23	1,582,956.00	1,800,000.00	06/28/22	06/01/27	06/01/27	1,799	1.51000%	1.32700%
23028	3M COMPANY (MMM)	88579YAY7	2,817,671.86	2,760,900.00	3,000,000.00	02/08/23	10/15/27	10/15/27	1,710	3.12000%	2.87500%
23029	UNITEDHEALTH GROUP (UNH)	91324PDE9	1,893,652.82	1,854,340.00	2,000,000.00	02/08/23	10/15/27	10/15/27	1,710	3.18000%	2.95000%
23027	PROCTER & GAMBLE (PG)	742718FZ7	2,990,460.65	2,943,690.00	3,000,000.00	02/08/23	01/26/28	01/26/28	1,813	4.03000%	3.95000%
TOTAL MEDIUM TERM NOTES			<u>100,298,349.30</u>	<u>93,649,838.20</u>	<u>100,495,000.00</u>			AVERAGE	<u>1.655</u>	<u>2.65547%</u>	<u>2.58081%</u>
TOTAL POOL INVESTMENTS			<u>393,556,295.26</u>	<u>370,655,693.07</u>	<u>393,779,653.37</u>						

Sutter County  
Pooled Investment Portfolio  
August 31, 2023



	BOOK VALUE	PERCENTAGE OF MANAGED PORTFOLIO	INVESTED % OF POOLED PORTFOLIO	AVERAGE DAYS TO MATURITY	AVERAGE YIELD
CAMP	\$36,324,061.49	9.23%	9.32%	1	5.52%
LOCAL AGENCY INVESTMENT FUND (COUNTY)	56,417.73	0.01%	0.01%	1	3.37%
LOCAL AGENCY INVESTMENT FUND (CEMETERY)	3,796,575.56	0.96%		1	3.37%
MONEY MARKET MUTUAL FUND	5,074,565.47	1.29%	1.30%	1	3.31%
CALTRUST	2,133,033.12	0.54%	0.55%	1	5.44%
MEDIUM TERM NOTES	100,298,349.30	25.49%	25.73%	795	2.16%
AGENCY NOTES	<u>245,873,292.59</u>	<u>62.47%</u>	<u>63.08%</u>	<u>909</u>	<u>1.87%</u>
<b>TOTAL MANAGED INVESTMENTS</b>	<b>\$393,556,295.26</b>	<b>100.00%</b>	<b>100.00%</b>	<b>835</b>	<b>2.32%</b>
LESS: LAIF FUNDS NOT POOLED	<u>3,796,575.56</u>	<u>0.96%</u>			
<b>TOTAL POOLED INVESTMENTS</b>	<b><u>\$389,759,719.70</u></b>	<b><u>99.04%</u></b>	<b><u>100.00%</u></b>	<b><u>835</u></b>	<b><u>2.32%</u></b>

Sutter County  
Pooled Treasury Participants  
August 31, 2023



The Pooled Treasury is comprised of 357 separate funds representing the County's General Fund, County Non-General funds, special districts, school districts, and funds collected and held for the various PACE programs that are authorized by the City of Yuba City.

At the close of business August 31, 2023, pool participants' cash and investment balances consisted of the following:

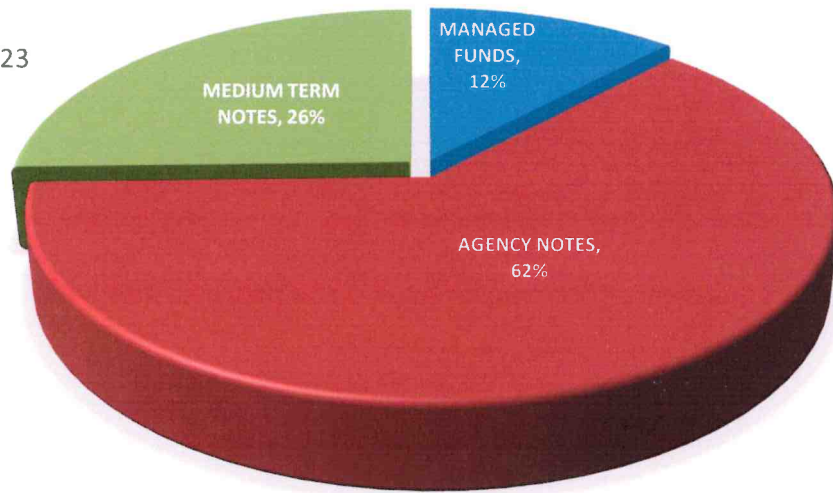
COUNTY GENERAL FUND	<b>7.44%</b>
COUNTY NON-GENERAL FUNDS	<b>34.16%</b>
SPECIAL DISTRICTS	<b>7.45%</b>
PACE	<b>0.00%</b>
SCHOOL FUNDS	<b><u>50.95%</u></b>

The pooled portfolio is comprised of three major classes of assets. As of August 31, 2023, agency notes made up 62%, medium term notes represented 26% and funds under management within the Local Area Investment Fund (LAIF), the California Asset Management Program (CAMP), Investment Trust of California (CalTRUST), and Five Star Bank completing the portfolio at 12%.

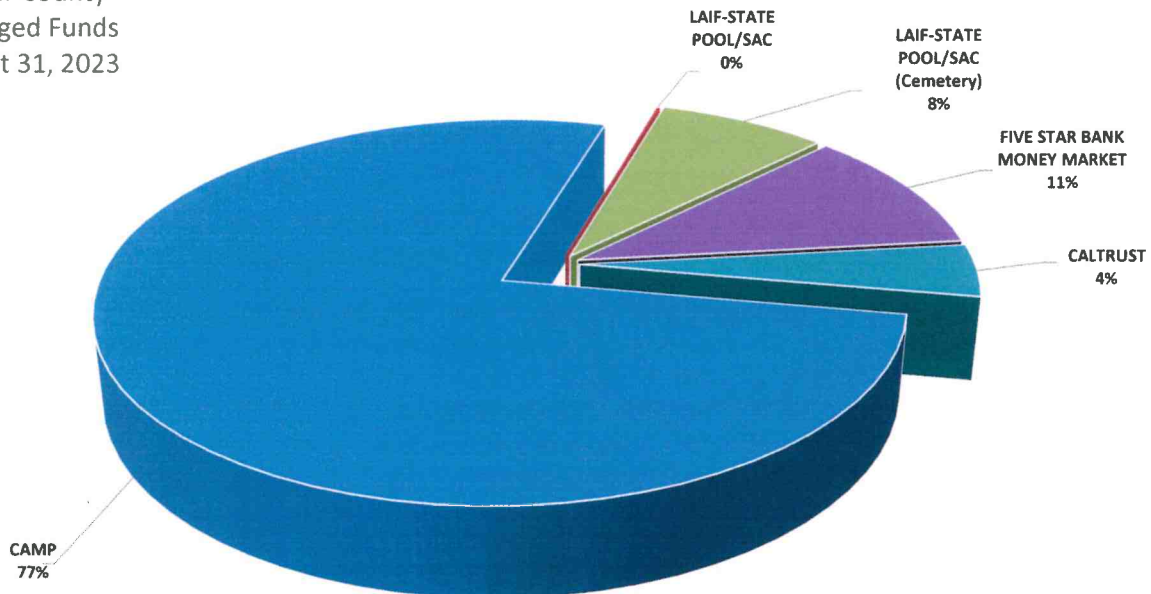
All assets are in compliance with the Sutter County Investment Policy and adhere to the requirements of California Government Code §53601-§53645 and §16429.1-§16429.3, which relate to the investing in the Local Area Investment Fund (LAIF)

Within the three major classes of assets the portfolio is further diversified, again, operating within the constraints of California Government Code and the Sutter County Investment Policy. The following charts provide a quick glance of the make-up of each category.

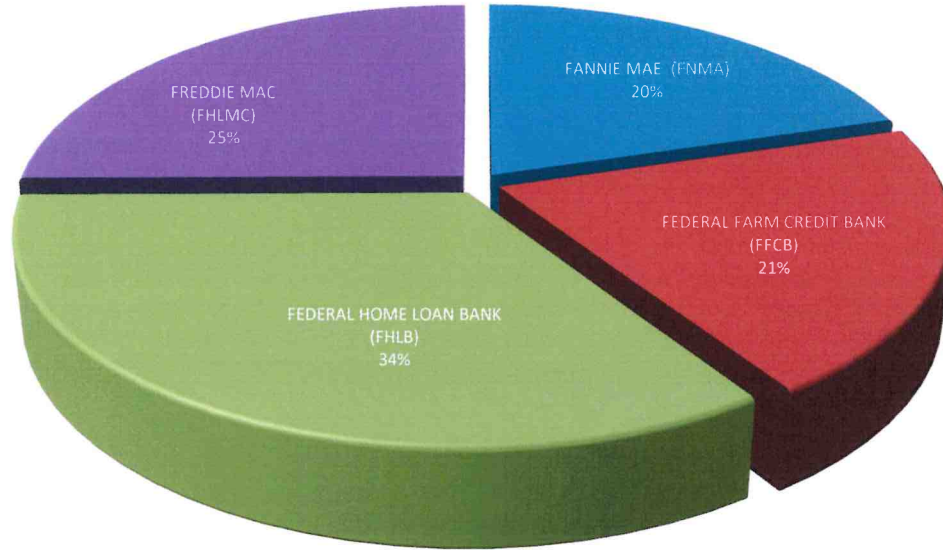
Sutter County  
Investment Portfolio  
Categories  
August 31, 2023



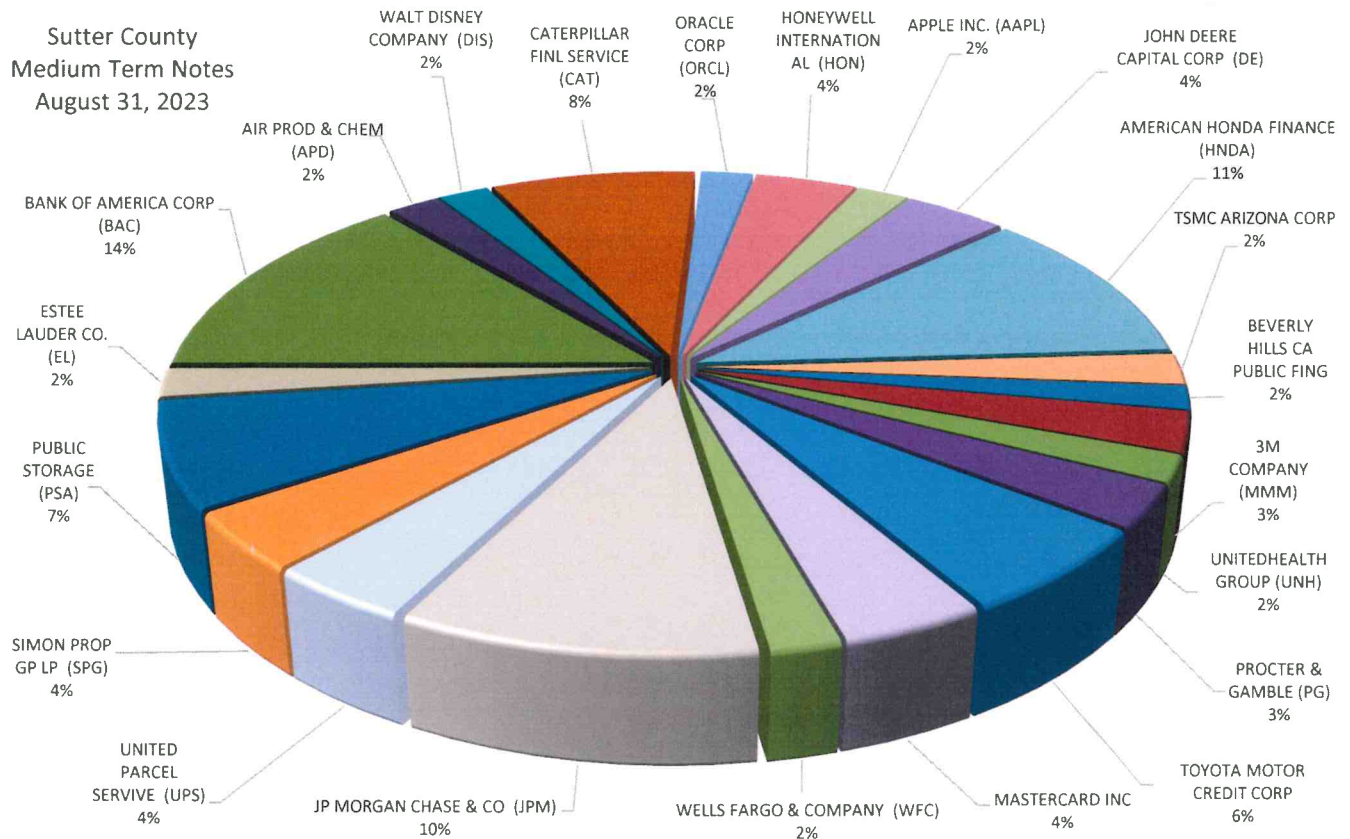
Sutter County  
Managed Funds  
August 31, 2023



Sutter County  
Agency Notes  
August 31, 2023



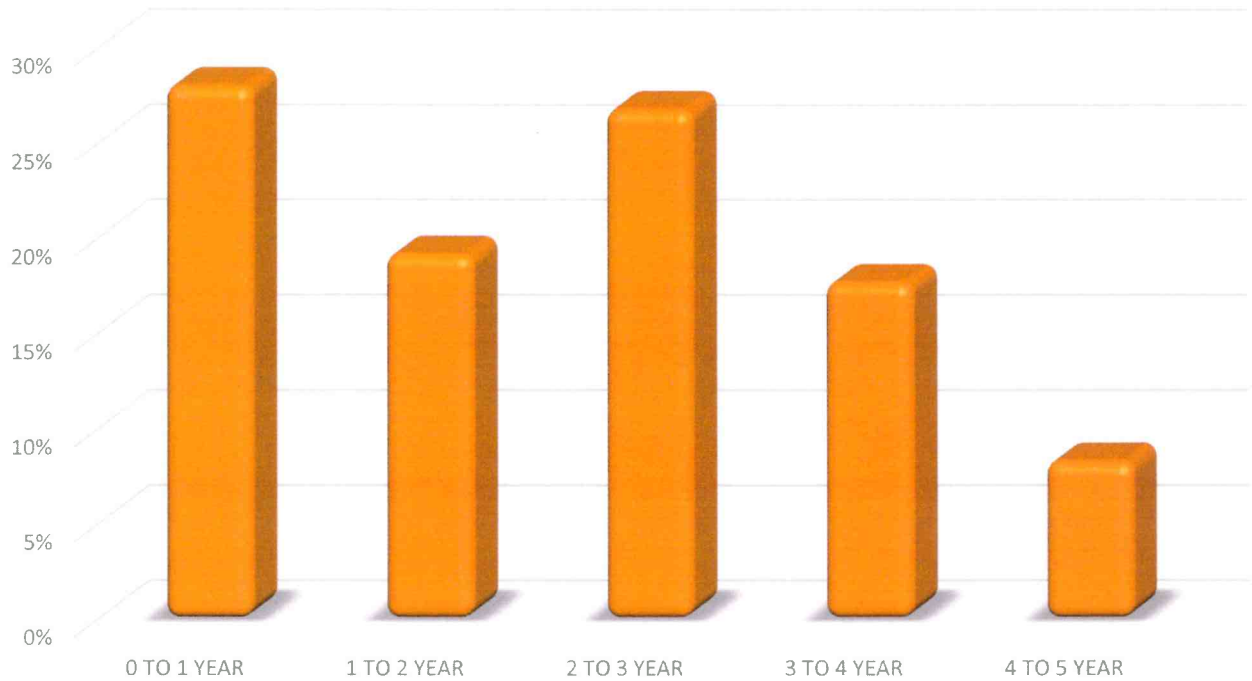
Sutter County  
Medium Term Notes  
August 31, 2023





All investments conform to California Government Code §56301 with maturities of no more than five years.

### Sutter County Pooled Portfolio Aging August 31, 2023



Investments in the pool must have a category rating of A or better at the time of purchase, as prescribed in the Sutter County Investment Policy, with the exception of LAIF, which is authorized in GC §16429.1-§16429.3.

### Sutter County Pooled Portfolio Asset Ratings August 31, 2023

