

Nicholas F. Valencia
Treasurer-Tax Collector



Christina N. Hernandez
Assistant Treasurer-Tax Collector

November 30, 2023

To: Sutter County Board of Supervisors

Re: Sutter County Investment Portfolio Report for October 31, 2023

Following is the Sutter County Investment Portfolio report as of October 31, 2023. The schedule includes all short-term, mid-term and long-term investments held at the conclusion of business on the final day of the month. The Sutter County Treasurer and Tax Collector is given authority over the pooled investment portfolio through Board delegation pursuant to Government Code §27000.1. Investment activities of the pooled treasury are governed by Government Code §53601 as incorporated in the Sutter County Investment Policy. Investment of the county's, school districts' and special districts' surplus funds start with the objective of safety of the principle to minimize possibility losses. Following safety is the liquidity objective to provide coverage of day-to-day operations and to meet contingency as they arise. The final objective is earning a reasonable return or yield on the funds invested. The Sutter County Investment Policy may be found on the Treasurer's webpage at: <https://www.suttercounty.org/government/county-departments/treasurer-tax-collector>

As Treasurer and Tax Collector, I certify that this document reflects the government agencies' pooled investments and that all investments are in compliance with the County of Sutter Investment Policy.

The combined cash and investments in the county treasury total \$409,767,101.83 and will provide sufficient cash flow liquidity to meet estimated pooled treasury expenditures for the next six months.

Invested treasury funds total \$404,585,084.89 with \$64,418,634.30 under the management of the Local Agency Investment Fund, California Asset Management Program, CalTRUST, and Money Market Mutual Funds with Five Star Bank. The Bank of New York, which provides third-party safekeeping services to Sutter County, provides market value data. The dollar-weighted average maturity of invested funds is 702 days.

Investments are selected based on criteria contained in the Sutter County Investment Policy, which emphasizes safety, liquidity, yield, and diversification. Therefore, the interest rates will fluctuate, and the types of investments will vary depending upon county needs and market availability on a particular day.

Respectfully submitted,

A handwritten signature in blue ink that reads "Nicholas F. Valencia".

Nicholas F. Valencia
Treasurer-Tax Collector

SUTTER COUNTY
INVESTMENT PORTFOLIO
October 31, 2023



TREASURY	NUMBER	INSTITUTION/BRANCH	CUSIP	BOOK VALUE	MARKET VALUE	PAR VALUE	INVESTED	DATE	MATURES	TOTAL DAYS	UNKNENL YIELD	RATE
MANAGED FUNDS	2023-00A	CAMP	0	34,272,613.22	34,272,613.22	34,272,613.22	N/A	N/A	N/A	N/A	5.56000%	5.56000%
	2023-00B	LAIF-STATE POOL/SAC	0	56,895.68	56,895.68	56,895.68	N/A	N/A	N/A	N/A	3.59000%	3.59000%
	2023-00C	LAIF-STATE POOL/SAC (Cemetery)	0	3,830,811.55	3,830,811.55	3,830,811.55	N/A	N/A	N/A	N/A	3.59000%	3.59000%
	2023-00D	FIVE STAR BANK MONEY MARKET	0	29,088.60	29,088.60	29,088.60	N/A	N/A	N/A	N/A	3.51000%	3.51000%
	2023-00E	CALTRUST	0	26,229,225.25	26,229,225.25	26,229,225.25	N/A	N/A	N/A	N/A	5.52000%	5.52000%
AGENCIES NOTES		TOTAL MANAGED FUNDS		64,418,634.30	64,418,634.30	64,418,634.30						
	20208	FEDERAL FARM CREDIT BANK (FFCB)	3133EMHL9	1,999,971.98	1,991,880.00	2,000,000.00	12/03/20	11/30/23	1,092	0.31000%	0.31000%	0.31000%
	20210	FANNIE MAE (FNMA)	3135GAGJ5	2,000,000.00	1,989,660.00	2,000,000.00	12/07/20	12/07/23	1,095	0.32000%	0.32000%	0.32000%
	2020-169	FEDERAL FARM CREDIT BANK (FFCB)	3133EMBE1	1,999,786.67	1,956,880.00	2,000,000.00	09/30/20	03/28/24	1,275	0.31000%	0.30000%	0.30000%
	20196	FEDERAL FARM CREDIT BANK (FFCB)	3133EMGF3	1,999,622.94	1,944,580.00	2,000,000.00	11/16/20	05/16/24	1,277	0.36000%	0.35000%	0.35000%
	2024	FREDDIE MAC (FHLMC)	3134GXWD2	2,000,000.00	1,964,380.00	2,000,000.00	06/21/22	06/21/24	731	2.90000%	2.85000%	2.85000%
	20224	FANNIE MAE (FNMA)	3135GAC25	4,000,000.00	3,869,280.00	4,000,000.00	12/24/20	06/24/24	1,278	0.32000%	0.31000%	0.31000%
	20221	FREDDIE MAC (FHLMC)	3134GXJJ4	4,000,000.00	3,865,440.00	4,000,000.00	12/28/20	06/28/24	1,278	0.33000%	0.32000%	0.32000%
	21211	FREDDIE MAC (FHLMC)	3134GY2M3	5,000,000.00	4,969,100.00	5,000,000.00	11/28/22	08/28/24	639	5.03000%	5.00000%	5.00000%
	21089	FEDERAL HOME LOAN BANK (FHLB)	3130ANTP5	2,000,000.00	1,913,600.00	2,000,000.00	09/16/21	09/16/24	1,096	0.52000%	0.50000%	0.50000%
	20222	FREDDIE MAC (FHLMC)	3134GXJK1	4,000,000.00	3,815,000.00	4,000,000.00	12/30/20	09/30/24	1,370	0.38000%	0.36000%	0.36000%
	21113	FEDERAL HOME LOAN BANK (FHLB)	3130APQD0	2,000,000.00	1,907,720.00	2,000,000.00	11/18/21	11/18/24	1,096	1.05000%	1.00000%	1.00000%
	2020-110	FEDERAL HOME LOAN BANK (FHLB)	3130AJSF7	1,000,000.00	943,960.00	1,000,000.00	07/08/20	01/08/25	1,645	0.69000%	0.65000%	0.65000%
	21112	FEDERAL HOME LOAN BANK (FHLB)	3130APRD9	2,000,000.00	1,872,220.00	2,000,000.00	11/16/21	05/16/25	1,277	1.10000%	1.03000%	1.03000%
	2020-123	FANNIE MAE (FNMA)	3136G4ZR7	4,000,000.00	3,699,120.00	4,000,000.00	07/21/20	07/21/25	1,826	0.76000%	0.70000%	0.70000%
	22029	FEDERAL HOME LOAN BANK (FHLB)	3130ARRX1	5,000,000.00	4,884,950.00	5,000,000.00	04/25/22	07/25/25	1,187	3.58000%	3.50000%	3.50000%
	2020-185	FANNIE MAE (FNMA)	3136G46K4	4,000,000.00	3,683,440.00	4,000,000.00	10/28/20	07/28/25	1,734	0.54000%	0.50000%	0.50000%
	2020-136	FANNIE MAE (FNMA)	3136G4D75	4,000,000.00	3,699,640.00	4,000,000.00	07/30/20	07/29/25	1,825	0.65000%	0.60000%	0.60000%
	2020-134	FANNIE MAE (FNMA)	3136G4G31	4,000,000.00	3,692,600.00	4,000,000.00	07/30/20	07/30/25	1,826	0.70000%	0.65000%	0.65000%
	2020-140	FANNIE MAE (FNMA)	3136G4G98	2,000,000.00	1,840,020.00	2,000,000.00	08/12/20	08/12/25	1,826	0.61000%	0.56000%	0.56000%
	2020-141	FREDDIE MAC (FHLMC)	3134GWKL9	2,000,000.00	1,841,360.00	2,000,000.00	08/12/20	08/12/25	1,826	0.65000%	0.60000%	0.60000%
	2020-137	FANNIE MAE (FNMA)	3136G4C43	4,000,000.00	3,685,280.00	4,000,000.00	08/14/20	08/14/25	1,826	0.71000%	0.65000%	0.65000%
	2020-149	FANNIE MAE (FNMA)	3136G4H71	1,999,829.13	1,840,160.00	2,000,000.00	08/18/20	08/18/25	1,826	0.54000%	0.50000%	0.50000%
	2020-150	FANNIE MAE (FNMA)	3136G4N74	2,000,000.00	1,839,280.00	2,000,000.00	08/21/20	08/21/25	1,826	0.51000%	0.56000%	0.56000%
	2028	FANNIE MAE (FNMA)	3135G05X7	1,998,293.06	1,834,740.00	2,000,000.00	12/24/20	08/25/25	1,705	0.41000%	0.37500%	0.37500%
	2020-159	FEDERAL FARM CREDIT BANK (FFCB)	3133EL4W1	3,998,266.52	3,678,360.00	4,000,000.00	09/04/20	08/25/25	1,816	0.66000%	0.61000%	0.61000%
	21082	FEDERAL HOME LOAN BANK (FHLB)	3130ANPE4	4,000,000.00	3,684,120.00	4,000,000.00	08/26/21	08/26/25	1,461	0.76000%	0.70000%	0.70000%
	2020-155	FANNIE MAE (FNMA)	3136G4X32	2,000,000.00	1,838,640.00	2,000,000.00	08/26/20	08/26/25	1,826	0.65000%	0.60000%	0.60000%
	2020-161	FREDDIE MAC (FHLMC)	3134GWPT5	2,000,000.00	1,835,160.00	2,000,000.00	09/23/20	09/23/25	1,826	0.68000%	0.62500%	0.62500%
	2020-168	FREDDIE MAC (FHLMC)	3134GWWS1	2,000,000.00	1,829,360.00	2,000,000.00	09/30/20	09/30/25	1,826	0.55000%	0.50000%	0.50000%
	2020-180	FANNIE MAE (FNMA)	3135G06B4	2,000,000.00	1,827,360.00	2,000,000.00	10/22/20	10/22/25	1,826	0.51000%	0.56000%	0.56000%
	2020-179	FREDDIE MAC (FHLMC)	3134GW4Z5	4,000,000.00	3,651,360.00	4,000,000.00	10/27/20	10/27/25	1,826	0.59000%	0.54000%	0.54000%
	20190	FANNIE MAE (FNMA)	3136G46N8	4,000,000.00	3,655,080.00	4,000,000.00	11/02/20	10/29/25	1,822	0.66000%	0.60000%	0.60000%
	20197	FREDDIE MAC (FHLMC)	3134GXCH5	4,000,000.00	3,643,600.00	4,000,000.00	11/25/20	11/25/25	1,826	0.66000%	0.60000%	0.60000%
	20198	FREDDIE MAC (FHLMC)	3134GXCS1	4,000,000.00	3,645,520.00	4,000,000.00	11/25/20	11/25/25	1,826	0.69000%	0.62500%	0.62500%
	20201	FREDDIE MAC (FHLMC)	3134GXDM3	4,000,000.00	3,639,900.00	4,000,000.00	12/01/20	12/01/25	1,826	0.68000%	0.62000%	0.62000%
	20204	FEDERAL FARM CREDIT BANK (FFCB)	3133EMJZ7	4,000,000.00	3,634,360.00	4,000,000.00	12/01/20	12/01/25	1,826	0.62000%	0.56000%	0.56000%
	21118	FEDERAL FARM CREDIT BANK (FFCB)	3133ENFR6	4,250,000.00	3,925,895.00	4,250,000.00	12/01/21	12/01/25	1,461	1.45000%	1.34000%	1.34000%
	20219	FEDERAL HOME LOAN BANK (FHLB)	3130AKJ98	4,000,000.00	3,628,920.00	4,000,000.00	12/16/20	12/16/25	1,826	0.63000%	0.57000%	0.57000%
	20212	FANNIE MAE (FNMA)	3135G06K4	2,000,000.00	1,817,420.00	2,000,000.00	12/17/20	12/17/25	1,826	0.72000%	0.65000%	0.65000%
	20217	FEDERAL FARM CREDIT BANK (FFCB)	3133EMKT8	4,000,000.00	3,626,120.00	4,000,000.00	12/17/20	12/17/25	1,826	0.60000%	0.54000%	0.54000%
	20227	FEDERAL FARM CREDIT BANK (FFCB)	3133EMLR1	4,000,000.00	3,654,400.00	4,000,000.00	12/24/20	12/23/25	1,825	0.55000%	0.50000%	0.50000%
	20231	FANNIE MAE (FNMA)	3135G06Q1	6,006,006.57	5,442,540.00	6,000,000.00	12/30/20	12/30/25	1,826	0.71000%	0.64000%	0.64000%
	22004	FEDERAL FARM CREDIT BANK (FFCB)	3133ENLDO	4,000,000.00	3,692,480.00	4,000,000.00	01/26/22	01/26/26	1,461	1.66000%	1.53000%	1.53000%



**SUTTER COUNTY
INVESTMENT PORTFOLIO
October 31, 2023**

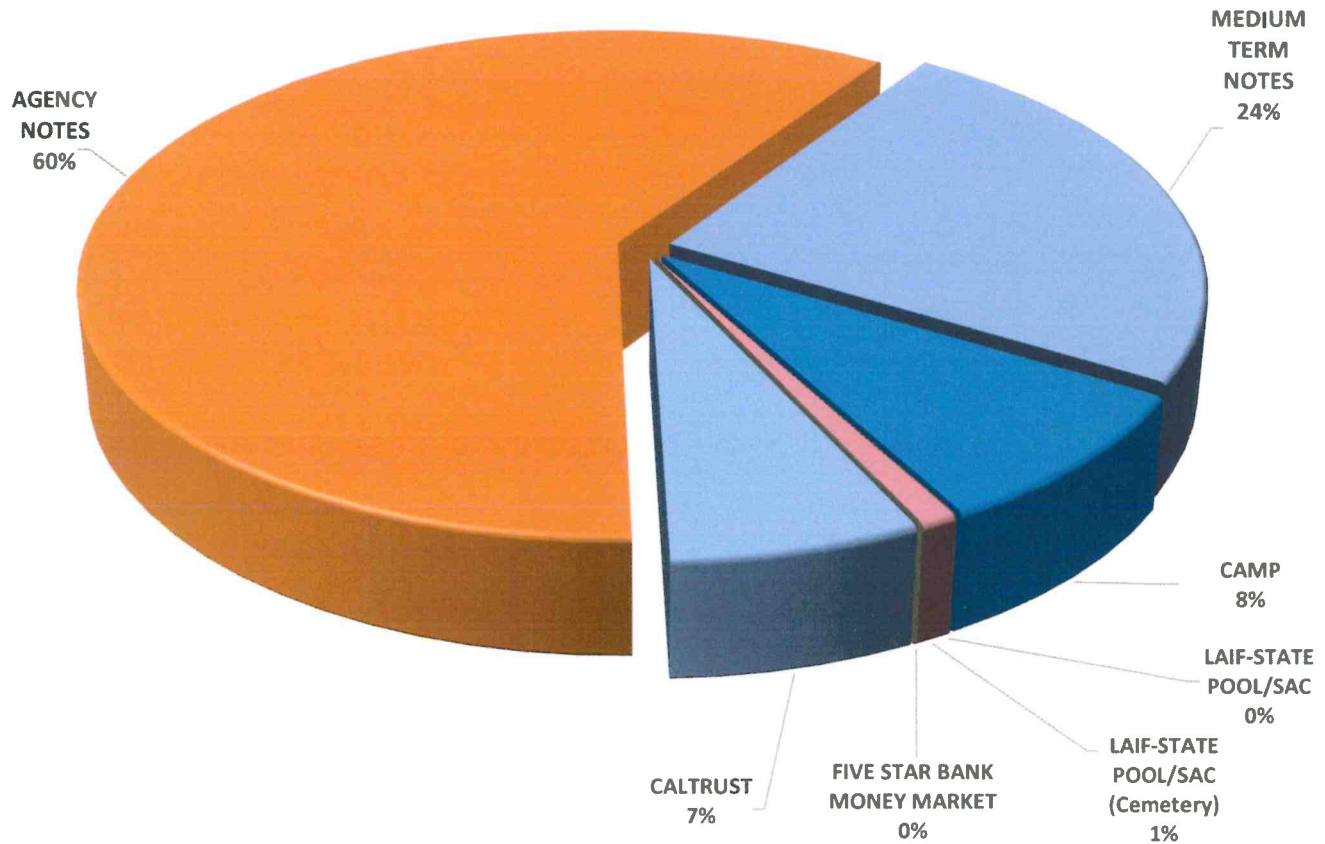
TREASURY NUMBER	INSTITUTION/BRANCH	CUSIP	BOOK VALUE	MARKET VALUE	PAR VALUE	INVESTED	DATE	MATURES	DATE	INVESTED	YIELD	RATE
						DATE	DATE		DAYS			
23016	FREDDIE MAC (FHLMC)	3134GYFR8	3,000,000.00	2,962,410.00	3,000,000.00	02/17/23	02/17/26	02/17/26	02/17/26	1,098	5.22000%	5.15000%
23025	FEDERAL HOME LOAN BANK (FHLB)	3130AUSP0	5,000,000.00	4,927,850.00	5,000,000.00	02/08/23	05/08/26	05/08/26	05/08/26	1,185	5.07000%	5.00000%
21050	FEDERAL HOME LOAN BANK (FHLB)	3130AMKB7	4,000,000.00	3,613,480.00	4,000,000.00	05/26/21	05/26/26	05/26/26	05/26/26	1,826	1.16000%	1.05000%
21052	FEDERAL HOME LOAN BANK (FHLB)	3130AMMQ2	3,000,000.00	2,695,050.00	3,000,000.00	06/08/21	06/08/26	06/08/26	06/08/26	1,826	1.01000%	0.91000%
21054	FEDERAL HOME LOAN BANK (FHLB)	3130AMPJ5	2,000,000.00	1,797,180.00	2,000,000.00	06/16/21	06/16/26	06/16/26	06/16/26	1,826	1.06000%	0.95000%
21129/21132	FEDERAL FARM CREDIT BANK (FFCB)	3133ENHV5	4,000,000.00	3,634,840.00	4,000,000.00	12/22/21	06/22/26	06/22/26	06/22/26	1,826	1.53000%	1.39000%
21066	FEDERAL HOME LOAN BANK (FHLB)	3130AMT28	2,000,000.00	1,797,120.00	2,000,000.00	06/30/21	06/30/26	06/30/26	06/30/26	1,826	1.11000%	1.00000%
21085	FEDERAL FARM CREDIT BANK (FFCB)	3133EM377	3,998,095.84	3,553,800.00	4,000,000.00	09/01/21	09/01/26	09/01/26	09/01/26	1,826	0.98000%	0.87000%
21090	FEDERAL HOME LOAN BANK (FHLB)	3130ANRR3	4,000,000.00	3,561,600.00	4,000,000.00	09/17/21	09/17/26	09/17/26	09/17/26	1,826	1.12000%	1.00000%
21127	FEDERAL HOME LOAN BANK (FHLB)	3130APVC6	3,648,740.34	3,267,370.50	3,650,000.00	12/16/21	12/16/26	12/16/26	12/16/26	1,811	1.54000%	1.37500%
21125	FEDERAL FARM CREDIT BANK (FFCB)	3133ENHC7	4,000,000.00	3,601,880.00	4,000,000.00	12/16/21	12/14/26	12/14/26	12/14/26	1,824	1.78000%	1.60000%
21130	FEDERAL FARM CREDIT BANK (FFCB)	3133ENJCS	4,000,000.00	3,563,800.00	4,000,000.00	12/22/21	12/22/26	12/22/26	12/22/26	1,826	1.45000%	1.29000%
21121	FEDERAL HOME LOAN BANK (FHLB)	3130AQ5P4	2,000,000.00	1,798,840.00	2,000,000.00	12/30/21	12/30/26	12/30/26	12/30/26	1,826	1.79000%	1.61000%
21128	FEDERAL HOME LOAN BANK (FHLB)	3130AQDD2	2,500,000.00	2,237,125.00	2,500,000.00	12/30/21	12/30/26	12/30/26	12/30/26	1,826	1.62000%	1.45000%
22002	FEDERAL FARM CREDIT BANK (FFCB)	3133ENK64	3,984,437.26	3,571,720.00	4,000,000.00	01/12/22	01/11/27	01/11/27	01/11/27	1,825	1.65000%	1.47000%
22003	FEDERAL HOME LOAN BANK (FHLB)	3130AQKM4	4,000,000.00	3,598,760.00	4,000,000.00	01/28/22	01/28/27	01/28/27	01/28/27	1,826	1.95000%	1.75000%
23041	FREDDIE MAC (FHLMC)	3134GYH54	2,000,000.00	1,965,880.00	2,000,000.00	02/23/23	02/23/27	02/23/27	02/23/27	1,461	5.21000%	5.12500%
23009	FEDERAL HOME LOAN BANK (FHLB)	3130AQWC3	3,500,000.00	3,172,225.00	3,500,000.00	02/28/22	02/24/27	02/24/27	02/24/27	1,822	2.26000%	2.05000%
22026	FEDERAL HOME LOAN BANK (FHLB)	3130ARJH5	3,990,242.28	3,737,880.00	4,000,000.00	04/22/22	04/22/27	04/22/27	04/22/27	1,826	3.37000%	3.15000%
22027	FEDERAL HOME LOAN BANK (FHLB)	3130ARRP8	4,000,000.00	3,803,040.00	4,000,000.00	04/28/22	04/28/27	04/28/27	04/28/27	1,826	3.42000%	3.25000%
22028	FEDERAL HOME LOAN BANK (FHLB)	3130ARPB1	4,000,000.00	3,775,240.00	4,000,000.00	04/28/22	04/28/27	04/28/27	04/28/27	1,826	3.71000%	3.50000%
22049	FEDERAL HOME LOAN BANK (FHLB)	3130ASFQ7	2,000,000.00	1,909,380.00	2,000,000.00	06/29/22	06/29/27	06/29/27	06/29/27	1,826	4.19000%	4.00000%
23039	FREDDIE MAC (FHLMC)	3134GYG48	3,000,000.00	2,936,130.00	3,000,000.00	08/24/23	08/24/27	08/24/27	08/24/27	1,642	5.26000%	5.15000%
23013	FEDERAL HOME LOAN BANK (FHLB)	3130AUNN0	3,000,000.00	2,933,760.00	3,000,000.00	01/30/23	01/27/28	01/27/28	01/27/28	1,823	5.37000%	5.25000%
23014	FREDDIE MAC (FHLMC)	3134GYF31	3,000,000.00	2,924,970.00	3,000,000.00	01/30/23	01/27/28	01/27/28	01/27/28	1,823	5.23000%	5.10000%
23015	FREDDIE MAC (FHLMC)	3134GYFQ0	3,000,000.00	2,900,790.00	3,000,000.00	02/07/23	02/07/28	02/07/28	02/07/28	1,826	4.91000%	4.75000%
23026	FREDDIE MAC (FHLMC)	3134GYGR7	3,000,000.00	2,950,200.00	3,000,000.00	02/09/23	02/09/28	02/09/28	02/09/28	1,826	4.98000%	4.90000%
23032	FEDERAL HOME LOAN BANK (FHLB)	3130AUJAA	5,000,000.00	4,863,550.00	5,000,000.00	02/09/23	02/09/28	02/09/28	02/09/28	1,826	5.14000%	5.00000%
23038	FEDERAL HOME LOAN BANK (FHLB)	3130AUTL8	2,000,000.00	1,971,400.00	2,000,000.00	02/22/23	02/22/28	02/22/28	02/22/28	1,826	5.12000%	5.05000%
23040	FREDDIE MAC (FHLMC)	3134GYGU0	4,000,000.00	3,913,280.00	4,000,000.00	02/24/23	02/24/28	02/24/28	02/24/28	1,826	5.42000%	5.30000%
23042	FEDERAL HOME LOAN BANK (FHLB)	3130AUTV6	2,000,000.00	1,964,400.00	2,000,000.00	02/24/23	02/24/28	02/24/28	02/24/28	1,826	5.60000%	5.50000%
23044	FEDERAL HOME LOAN BANK (FHLB)	3130AUTF1	2,000,000.00	1,954,780.00	2,000,000.00	02/28/23	02/28/28	02/28/28	02/28/28	1,826	5.37000%	5.25000%
TOTAL AGENCY NOTES			241,873,292.59	225,742,915.50	241,900,000.00							
MEDIUM TERM NOTES												
20223	CATERPILLAR FINL SERVICE (CAT)	14912L5X5	2,026,788.80	1,997,700.00	2,000,000.00	12/16/20	12/16/20	11/24/23	11/24/23	1,073	3.75000%	3.75000%
20211	BANK OF AMERICA CORP (BAC)	06048WK58	4,000,000.00	3,965,040.00	4,000,000.00	12/18/20	12/18/20	12/18/23	12/18/23	1,095	0.55000%	0.55000%
2019-123	SIMON PROP GP LP (SPG)	828807CR6	4,036,829.88	3,976,040.00	4,000,000.00	11/01/19	11/01/19	02/01/24	02/01/24	1,553	3.77000%	3.75000%
2020-080	CATERPILLAR FINL SERVICE (CAT)	14912L6C0	2,039,238.00	1,971,500.00	2,000,000.00	05/01/20	06/09/24	06/09/24	06/09/24	1,500	3.35000%	3.30000%
2019-144	AIR PROD & CHEM (APD)	009158AV8	2,025,698.43	1,965,920.00	2,000,000.00	12/10/19	12/10/19	07/31/24	07/31/24	1,695	3.41000%	3.35000%
2019-150	WALT DISNEY COMPANY (DIS)	254687FK7	1,995,333.45	1,935,940.00	2,000,000.00	12/10/19	12/10/19	09/30/24	09/30/24	1,725	1.81000%	1.75000%
2019-122	UNITED PARCEL SERVICE (UPS)	911312BT2	4,005,723.24	3,865,240.00	4,000,000.00	11/01/19	11/01/19	09/01/24	09/01/24	1,766	2.26000%	2.20000%
21124	TOYOTA MOTOR CREDIT CORP	89236TGL3	4,043,466.41	3,865,480.00	4,000,000.00	12/15/21	12/15/21	10/07/24	10/07/24	1,027	2.07000%	2.00000%
2019-143	ESTEE LAUDER CO (EL)	29736RANO	2,001,567.44	1,920,900.00	2,000,000.00	12/10/19	12/10/19	12/01/24	12/01/24	1,818	2.08000%	2.00000%
2020-093	ORACLE CORP (ORCL)	68389XB11	2,050,415.65	1,907,720.00	2,000,000.00	06/01/20	06/01/20	04/01/25	04/01/25	1,765	2.62000%	2.50000%
2020-075	WELLS FARGO & COMPANY (WFC)	95001D6W5	2,000,000.00	1,879,900.00	2,000,000.00	04/30/20	04/30/20	04/30/25	04/30/25	1,826	2.66000%	2.50000%
2020	APPLE INC. (AAPL)	037833D74	2,023,646.42	1,876,580.00	2,000,000.00	12/16/20	12/16/20	05/11/25	05/11/25	1,607	1.20000%	1.12500%
2020-096	HONEYWELL INTERNATIONAL (HON)	438516CB0	2,018,144.95	1,878,480.00	2,000,000.00	06/04/20	06/04/20	06/01/25	06/01/25	1,823	1.44000%	1.35000%
20230	AMERICAN HONDA FINANCE (HND)	02665WDL2	4,039,770.99	3,714,200.00	4,000,000.00	12/28/20	12/28/20	07/08/25	07/08/25	1,653	1.29000%	1.20000%
2020-153	JP MORGAN CHASE & CO (JPM)	48128GV98	2,000,000.00	1,785,900.00	2,000,000.00	08/28/20	08/28/20	08/28/25	08/28/25	1,825	0.94000%	0.75000%
2020-166/176	AMERICAN HONDA FINANCE (HND)	02665WDN8	7,013,353.81	6,430,960.00	7,000,000.00	09/24/20	09/24/20	09/10/25	09/10/25	1,812	1.09000%	1.00000%

SUTTER COUNTY
INVESTMENT PORTFOLIO
October 31, 2023



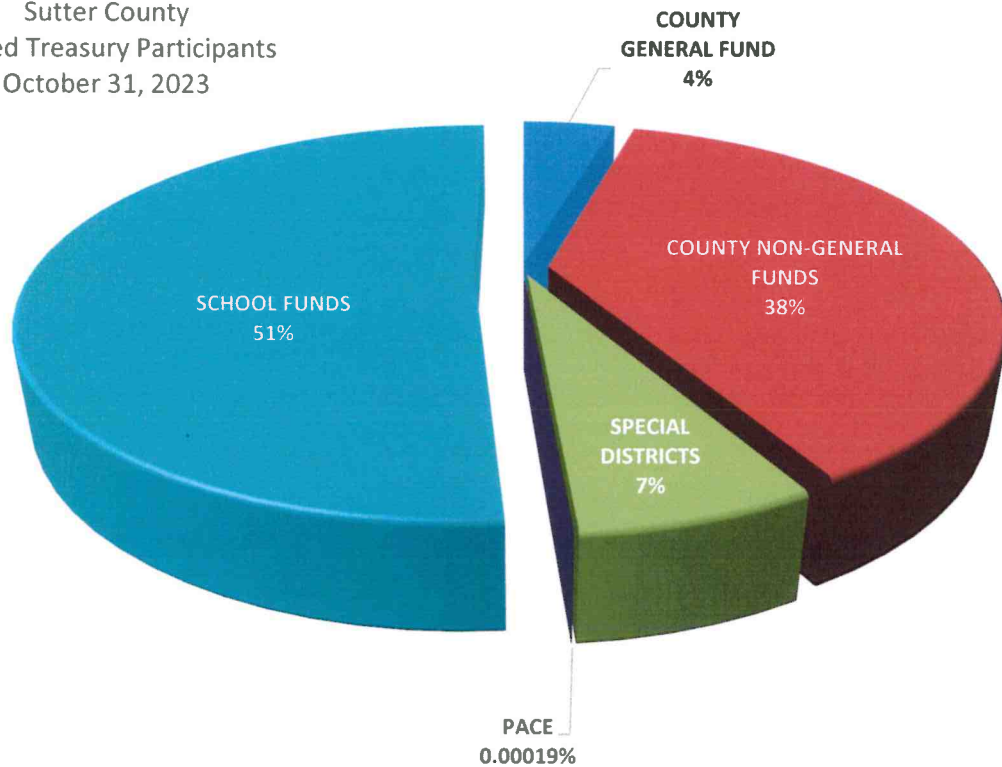
TREASURY	NUMBER	INSTITUTION/BRANCH	CUSIP	BOOK VALUE	MARKET VALUE	PAR VALUE	DATE		MATURES	INVESTED	TOTAL DAYS	YIELD	RATE
							INVESTED	DATE					
	20229	CATERPILLAR FINL SERVICE (CAT)	14913R2H9	4,018,673.85	3,642,280.00	4,000,000.00	12/28/20	11/13/25	1,781	0.860000%	0.860000%	0.800000%	
	20215	BANK OF AMERICA CORP (BAC)	06048WK41	3,998,058.53	3,558,640.00	4,000,000.00	12/10/20	11/25/25	1,811	0.960000%	0.960000%	0.850000%	
	20225	JP MORGAN CHASE & CO (JPM)	48128GY53	2,000,000.00	1,776,400.00	2,000,000.00	12/22/20	12/22/25	1,826	0.930000%	0.930000%	0.825000%	
	21008	JOHN DEERE CAPITAL CORP (DE)	24422EVK2	3,999,876.62	3,607,000.00	4,000,000.00	02/01/21	01/15/26	1,809	0.780000%	0.780000%	0.700000%	
	22012	PUBLIC STORAGE (PSA)	74460WAA5	3,870,902.60	3,587,840.00	4,000,000.00	02/14/22	02/15/26	1,462	0.980000%	0.980000%	0.875000%	
	22037	BANK OF AMERICA CORP (BAC)	06048VW56	2,000,000.00	1,888,700.00	2,000,000.00	05/05/22	05/05/26	1,481	4.240000%	4.000000%	4.000000%	
	21063	BANK OF AMERICA CORP (BAC)	06048WM49	2,000,000.00	1,754,800.00	2,000,000.00	06/15/21	06/15/26	1,826	1.710000%	1.000000%	1.000000%	
	21081	BANK OF AMERICA CORP (BAC)	06048WN22	2,000,000.00	1,731,100.00	2,000,000.00	08/26/21	08/26/26	1,826	1.440000%	1.250000%	1.250000%	
	21106	JP MORGAN CHASE & CO (JPM)	48128G5U0	2,000,000.00	1,732,260.00	2,000,000.00	10/29/21	10/29/26	1,826	1.710000%	1.480000%	1.480000%	
	22011	HONEYWELL INTERNATIONAL (HON)	438516BL9	2,022,103.20	1,849,640.00	2,000,000.00	02/14/22	11/01/26	1,721	2.700000%	2.500000%	2.500000%	
	21120	PUBLIC STORAGE (PSA)	74460DAG4	3,489,355.32	3,116,701.20	3,495,000.00	12/03/21	11/09/26	1,802	1.680000%	1.500000%	1.500000%	
	21115	JP MORGAN CHASE & CO (JPM)	48130LZH1	4,000,000.00	3,426,320.00	4,000,000.00	11/30/21	11/30/26	1,826	1.750000%	1.500000%	1.500000%	
	22025	MASTERCARD INC	57636QAR5	4,022,638.82	3,736,760.00	4,000,000.00	04/12/22	03/26/27	1,809	3.530000%	3.300000%	3.300000%	
	22055	TSMC ARIZONA CORP	872898AF8	2,198,642.03	2,086,128.00	2,200,000.00	06/28/22	04/22/27	1,759	4.090000%	3.875000%	3.875000%	
	22056	BEVERLY HILLS CA PUBLIC FING	086006K86	1,650,946.23	1,556,262.00	1,900,000.00	06/28/22	06/01/27	1,799	1.530000%	1.327000%	1.327000%	
	23028	3M COMPANY (MMM)	88579YAY7	2,817,671.86	2,704,710.00	3,000,000.00	02/08/23	10/15/27	1,710	3.190000%	2.875000%	2.875000%	
	23029	UNITEDHEALTH GROUP (UNH)	91324PDE9	1,893,852.82	1,820,860.00	2,000,000.00	02/08/23	10/15/27	1,710	3.240000%	2.950000%	2.950000%	
	23027	PROCTER & GAMBLE (PG)	742718FZ7	2,990,460.65	2,873,760.00	3,000,000.00	02/08/23	01/26/28	1,813	4.120000%	3.950000%	3.950000%	
		TOTAL MEDIUM TERM NOTES		98,293,158.00	91,406,761.20	98,495,000.00		AVERAGE	702	2.51058%	2.42332%		
		TOTAL POOL INVESTMENTS		404,565,084.89	381,568,311.00	404,813,634.30							

Sutter County
Pooled Investment Portfolio
October 31, 2023



	BOOK VALUE	PERCENTAGE OF MANAGED PORTFOLIO	INVESTED % OF POOLED PORTFOLIO	AVERAGE DAYS TO MATURITY	AVERAGE YIELD
CAMP	\$34,272,613.22	8.47%	8.55%	1	5.56%
LOCAL AGENCY INVESTMENT FUND (COUNTY)	56,895.68	0.01%	0.01%	1	3.59%
LOCAL AGENCY INVESTMENT FUND (CEMETERY)	3,830,811.55	0.95%		1	3.59%
MONEY MARKET MUTUAL FUND	29,088.60	0.01%	0.01%	1	3.51%
CALTRUST	26,229,225.25	6.48%	6.54%	1	5.52%
MEDIUM TERM NOTES	98,293,158.00	24.29%	24.53%	756	2.17%
AGENCY NOTES	241,873,292.59	59.78%	60.35%	859	1.89%
TOTAL MANAGED INVESTMENTS	\$404,585,084.89	100.00%	100.00%	791	2.51%
LESS: LAIF FUNDS NOT POOLED	3,830,811.55	0.95%			
TOTAL POOLED INVESTMENTS	\$400,754,273.34	99.05%	100.00%	791	2.51%

Sutter County
Pooled Treasury Participants
October 31, 2023



The Pooled Treasury is comprised of 354 separate funds representing the County's General Fund, County Non-General funds, special districts, school districts, and funds collected and held for the various PACE programs that are authorized by the City of Yuba City.

At the close of business October 31, 2023, pool participants' cash and investment balances consisted of the following:

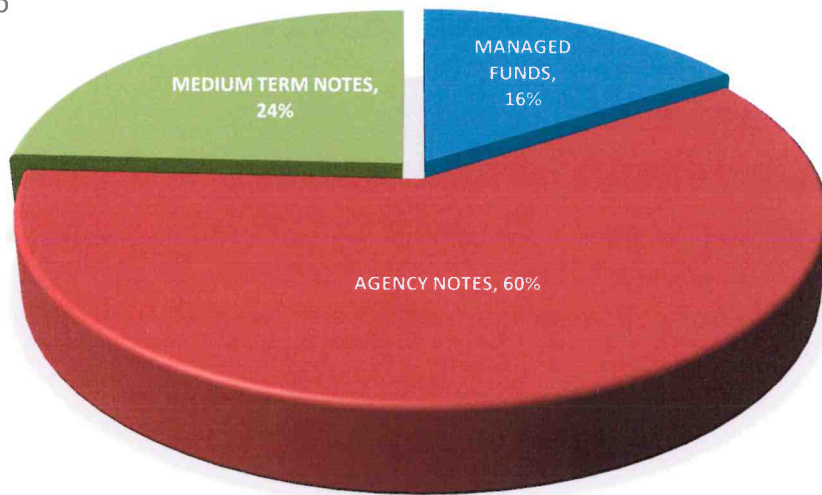
COUNTY GENERAL FUND	4.25%
COUNTY NON-GENERAL FUNDS	37.83%
SPECIAL DISTRICTS	6.63%
PACE	0.00%
SCHOOL FUNDS	<u>51.29%</u>

The pooled portfolio is comprised of three major classes of assets. As of October 31, 2023, agency notes made up 60%, medium term notes represented 24% and funds under management within the Local Area Investment Fund (LAIF), the California Asset Management Program (CAMP), Investment Trust of California (CalTRUST), and Five Star Bank completing the portfolio at 16%.

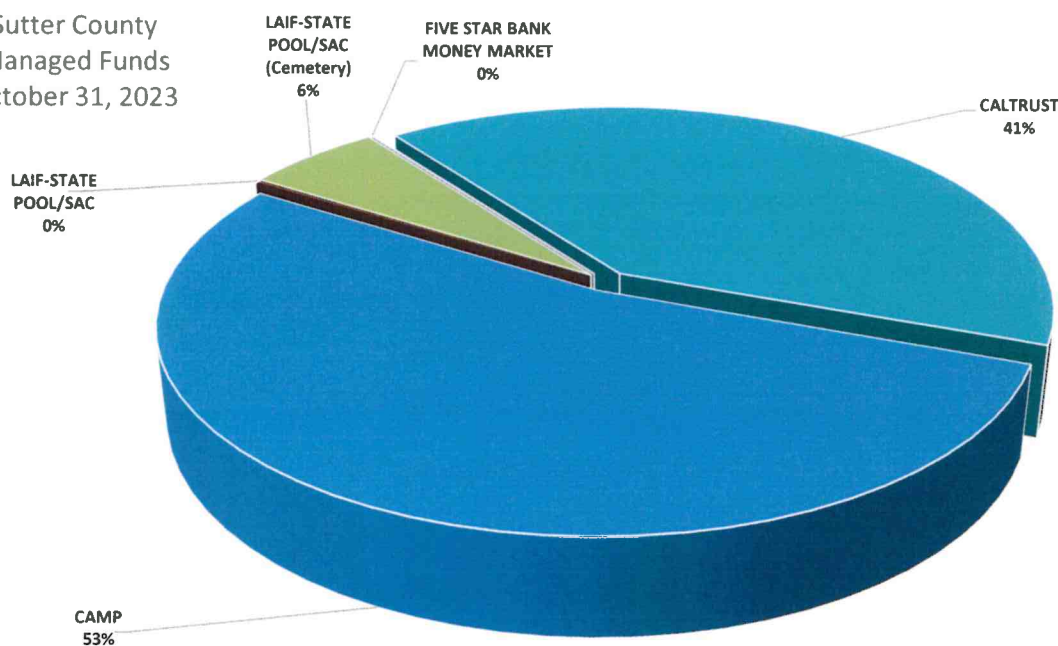
All assets are in compliance with the Sutter County Investment Policy and adhere to the requirements of California Government Code §53601-§53645 and §16429.1-§16429.3, which relate to the investing in the Local Area Investment Fund (LAIF)

Within the three major classes of assets the portfolio is further diversified, again, operating within the constraints of California Government Code and the Sutter County Investment Policy. The following charts provide a quick glance of the make-up of each category.

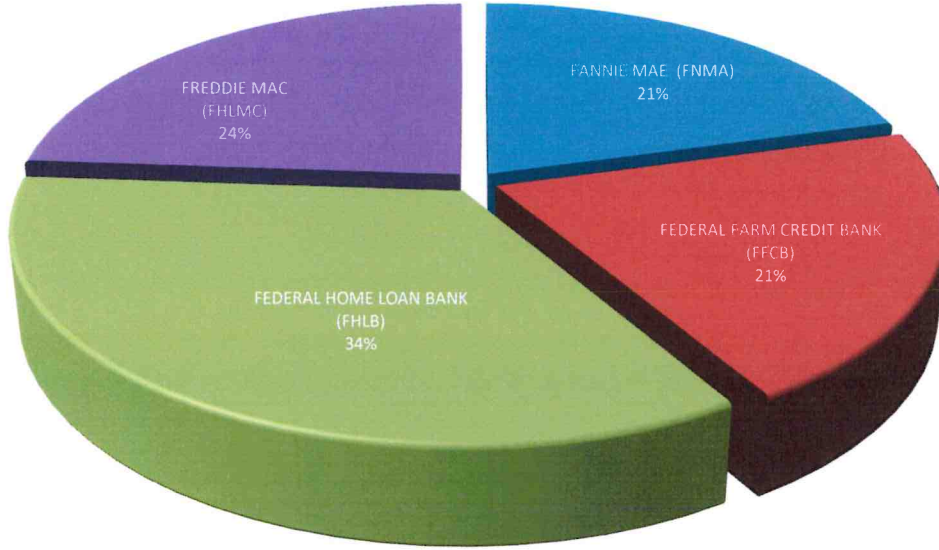
Sutter County
Investment Portfolio
Categories
October 31, 2023



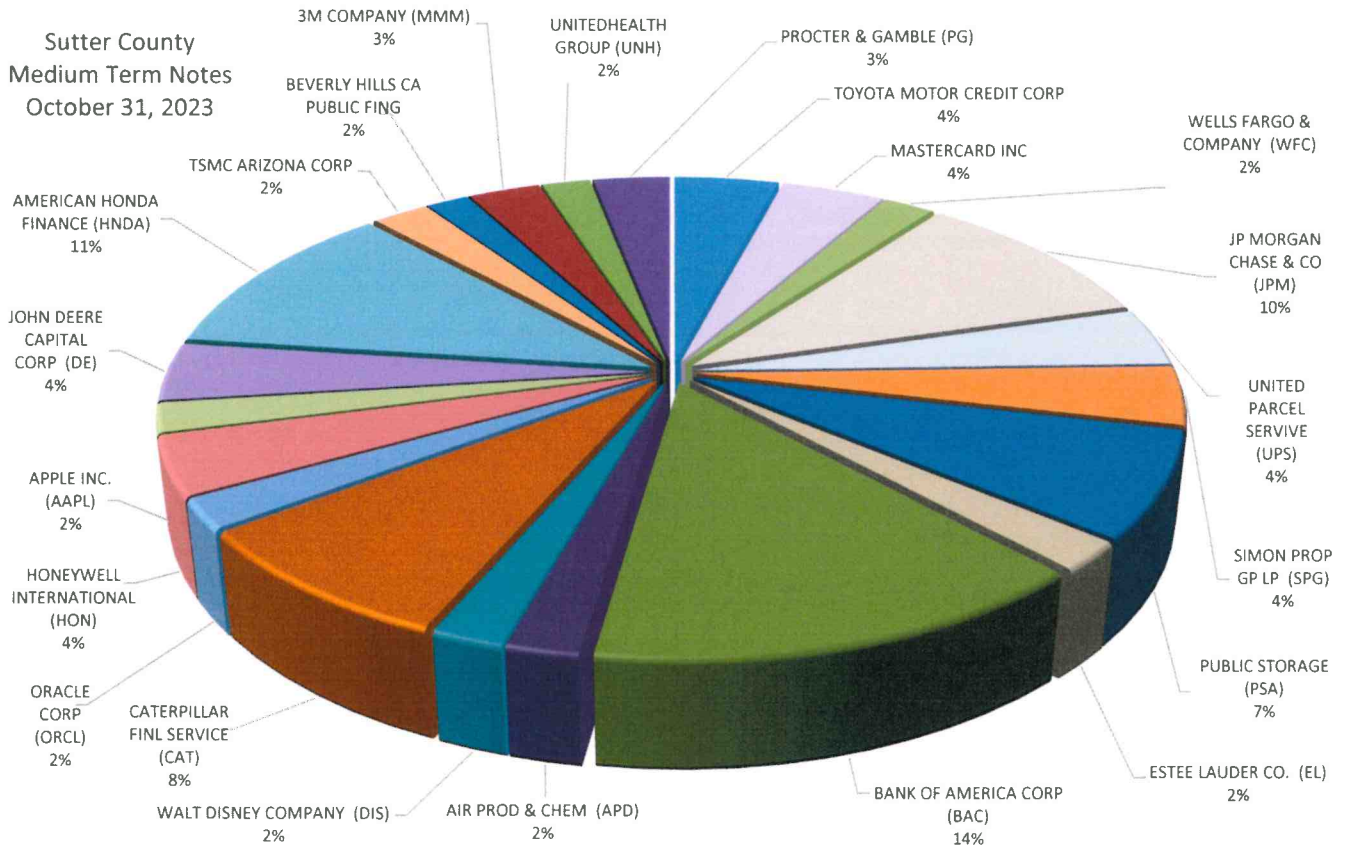
Sutter County
Managed Funds
October 31, 2023



Sutter County
Agency Notes
October 31, 2023



Sutter County
Medium Term Notes
October 31, 2023



All investments conform to California Government Code §56301 with maturities of no more than five years.

Sutter County Pooled Portfolio Aging October 31, 2023



Investments in the pool must have a category rating of A or better at the time of purchase, as prescribed in the Sutter County Investment Policy, with the exception of LAIF, which is authorized in GC §16429.1-§16429.3.

Sutter County Pooled Portfolio Asset Ratings October 31, 2023

