

Nicholas F. Valencia
Treasurer-Tax Collector



Christina N. Hernandez
Assistant Treasurer-Tax Collector

January 28, 2024

To: Sutter County Board of Supervisors

Re: Sutter County Investment Portfolio Report for December 31, 2023

Following is the Sutter County Investment Portfolio report as of December 31, 2023. The schedule includes all short-term, mid-term and long-term investments held at the conclusion of business on the final day of the month. The Sutter County Treasurer and Tax Collector is given authority over the pooled investment portfolio through Board delegation pursuant to Government Code §27000.1. Investment activities of the pooled treasury are governed by Government Code §53601 as incorporated in the Sutter County Investment Policy. Investment of the county's, school districts' and special districts' surplus funds start with the objective of safety of the principle to minimize possibility losses. Following safety is the liquidity objective to provide coverage of day-to-day operations and to meet contingency as they arise. The final objective is earning a reasonable return or yield on the funds invested. The Sutter County Investment Policy may be found on the Treasurer's webpage at:

<https://www.suttercounty.org/government/county-departments/treasurer-tax-collector>

As Treasurer and Tax Collector, I certify that this document reflects the government agencies' pooled investments and that all investments are in compliance with the County of Sutter Investment Policy.

The combined cash and investments in the county treasury total \$488,529,023.37 and will provide sufficient cash flow liquidity to meet estimated pooled treasury expenditures for the next six months.

Invested treasury funds total \$485,610,496.89 with \$147,517,923.72 under the management of the Local Agency Investment Fund, California Asset Management Program, CalTRUST, and Money Market Mutual Funds with Five Star Bank. The Bank of New York, which provides third-party safekeeping services to Sutter County, provides market value data. The dollar-weighted average maturity of invested funds is 564 days.

Investments are selected based on criteria contained in the Sutter County Investment Policy, which emphasizes safety, liquidity, yield, and diversification. Therefore, the interest rates will fluctuate, and the types of investments will vary depending upon county needs and market availability on a particular day.

Respectfully submitted,

A handwritten signature in blue ink that reads "Nicholas Valencia".

Nicholas F. Valencia
Treasurer-Tax Collector

**SUTTER COUNTY
INVESTMENT PORTFOLIO
December 31, 2023**



| TREASURY MANAGED FUNDS | NUMBER | INSTITUTION/BRANCH | CUSIP | BOOK VALUE | MARKET VALUE | PAR VALUE | INVESTED | DATE | MATURES | DATE | TOTAL DAYS INVESTED | SUKKENDL | |
|----------------------------|---------------------------------|--------------------|------------|----------------|----------------|----------------|----------|----------|---------|------|---------------------------|----------------|----------------|
| | | | | | | | | | | | | YIELD | RATE |
| 2023-00A | CAMP | | 0 | 108,045,164.04 | 108,045,164.04 | 108,045,164.04 | N/A | N/A | N/A | N/A | N/A | 5.550000% | 5.550000% |
| 2023-00B | LAIF-STATE POOL/SAC | | 0 | 4,062,933.54 | 4,062,933.54 | 4,062,933.54 | N/A | N/A | N/A | N/A | N/A | 4.000000% | 4.000000% |
| 2023-00C | LAIF-STATE POOL/SAC (Cemetery) | | 0 | 3,959,493.26 | 3,959,493.26 | 3,959,493.26 | N/A | N/A | N/A | N/A | N/A | 4.000000% | 4.000000% |
| 2023-00D | FIVE STAR BANK MONEY MARKET | | 0 | 10,034,204.20 | 10,034,204.20 | 10,034,204.20 | N/A | N/A | N/A | N/A | N/A | 4.490000% | 4.490000% |
| 2023-00E | CALTRUST | | 0 | 21,416,128.68 | 21,416,128.68 | 21,416,128.68 | N/A | N/A | N/A | N/A | N/A | 5.550000% | 5.500000% |
| TOTAL MANAGED FUNDS | | | | | | | | | | | | 147,517,923.72 | 147,517,923.72 |
| AGENCIES NOTES | | | | | | | | | | | | | |
| 2020-169 | FEDERAL FARM CREDIT BANK (FFCB) | | 3133EMBE1 | 1,999,930.98 | 1,974,860.00 | 2,000,000.00 | 09/30/20 | 03/28/24 | | | 1,275 | 0.300000% | 0.300000% |
| 20196 | FEDERAL FARM CREDIT BANK (FFCB) | | 3133EMGF3 | 1,999,939.08 | 1,962,880.00 | 2,000,000.00 | 11/16/20 | 05/16/24 | | | 1,277 | 0.360000% | 0.350000% |
| 22047 | FREDDIE MAC (FHLMC) | | 3134GXWD2 | 2,000,000.00 | 1,977,780.00 | 2,000,000.00 | 06/21/22 | 06/21/24 | | | 731 | 2.880000% | 2.850000% |
| 20224 | FANNIE MAE (FNMA) | | 3135GAC25 | 4,000,000.00 | 3,911,320.00 | 4,000,000.00 | 12/24/20 | 06/24/24 | | | 1,278 | 0.320000% | 0.310000% |
| 20221 | FREDDIE MAC (FHLMC) | | 3134GXJ14 | 4,000,000.00 | 3,903,560.00 | 4,000,000.00 | 12/28/20 | 06/28/24 | | | 1,278 | 0.330000% | 0.320000% |
| 21089 | FEDERAL HOME LOAN BANK (FHLB) | | 3134GY2M3 | 5,000,000.00 | 4,992,950.00 | 5,000,000.00 | 11/28/22 | 08/28/24 | | | 639 | 5.010000% | 5.000000% |
| 20222 | FREDDIE MAC (FHLMC) | | 3130ANTP5 | 2,000,000.00 | 1,937,360.00 | 2,000,000.00 | 09/16/21 | 09/16/24 | | | 1,096 | 0.520000% | 0.500000% |
| 21113 | FEDERAL HOME LOAN BANK (FHLB) | | 3134GXJK1 | 4,000,000.00 | 3,863,520.00 | 4,000,000.00 | 12/30/20 | 09/30/24 | | | 1,370 | 0.370000% | 0.360000% |
| 2020-110 | FEDERAL HOME LOAN BANK (FHLB) | | 3130APQMO | 2,000,000.00 | 1,932,080.00 | 2,000,000.00 | 11/18/21 | 11/18/24 | | | 1,096 | 1.040000% | 1.000000% |
| 21112 | FEDERAL HOME LOAN BANK (FHLB) | | 3130AJ5F7 | 1,000,000.00 | 963,630.00 | 1,000,000.00 | 07/08/20 | 01/08/25 | | | 1,645 | 0.670000% | 0.650000% |
| 2020-123 | FANNIE MAE (FNMA) | | 3130APRD9 | 2,000,000.00 | 1,911,840.00 | 2,000,000.00 | 11/16/21 | 05/16/25 | | | 1,277 | 1.080000% | 1.030000% |
| 20209 | FEDERAL HOME LOAN BANK (FHLB) | | 3130ARRX1 | 5,000,000.00 | 4,975,200.00 | 5,000,000.00 | 07/12/20 | 07/12/25 | | | 1,826 | 0.740000% | 0.700000% |
| 2020-185 | FANNIE MAE (FNMA) | | 3136G4ZRT | 4,000,000.00 | 3,779,600.00 | 4,000,000.00 | 04/25/22 | 07/25/25 | | | 1,187 | 3.520000% | 3.500000% |
| 2020-136 | FANNIE MAE (FNMA) | | 3136G46K4 | 4,000,000.00 | 3,764,920.00 | 4,000,000.00 | 10/28/20 | 07/28/25 | | | 1,734 | 0.530000% | 0.500000% |
| 2020-140 | FANNIE MAE (FNMA) | | 3136G4D75 | 4,000,000.00 | 3,770,520.00 | 4,000,000.00 | 07/30/20 | 07/29/25 | | | 1,825 | 0.640000% | 0.600000% |
| 2020-141 | FANNIE MAE (FNMA) | | 3136G4G31 | 4,000,000.00 | 3,773,040.00 | 4,000,000.00 | 07/30/20 | 07/30/25 | | | 1,826 | 0.690000% | 0.650000% |
| 2020-134 | FANNIE MAE (FNMA) | | 3136G4G98 | 2,000,000.00 | 1,880,800.00 | 2,000,000.00 | 08/12/20 | 08/12/25 | | | 1,826 | 0.600000% | 0.560000% |
| 2020-137 | FREDDIE MAC (FHLMC) | | 3134GXWKL9 | 2,000,000.00 | 1,862,040.00 | 2,000,000.00 | 08/12/20 | 08/12/25 | | | 1,826 | 0.640000% | 0.600000% |
| 2020-149 | FANNIE MAE (FNMA) | | 3136G4C43 | 4,000,000.00 | 3,766,480.00 | 4,000,000.00 | 08/14/20 | 08/14/25 | | | 1,826 | 0.690000% | 0.650000% |
| 2020-150 | FANNIE MAE (FNMA) | | 3136G4H71 | 1,999,869.44 | 1,877,400.00 | 2,000,000.00 | 08/18/20 | 08/18/25 | | | 1,826 | 0.530000% | 0.500000% |
| 20228 | FANNIE MAE (FNMA) | | 3136G4N74 | 2,000,000.00 | 1,879,080.00 | 2,000,000.00 | 08/21/20 | 08/21/25 | | | 1,826 | 0.600000% | 0.560000% |
| 2020-159 | FEDERAL FARM CREDIT BANK (FFCB) | | 3135G05X7 | 1,998,692.14 | 1,870,200.00 | 2,000,000.00 | 12/24/20 | 08/25/25 | | | 1,705 | 0.400000% | 0.375000% |
| 21082 | FEDERAL HOME LOAN BANK (FHLB) | | 3133EL4W1 | 3,998,671.81 | 3,759,690.00 | 4,000,000.00 | 09/04/20 | 08/25/25 | | | 1,816 | 0.650000% | 0.610000% |
| 2020-155 | FANNIE MAE (FNMA) | | 3130ANPE4 | 4,000,000.00 | 3,764,960.00 | 4,000,000.00 | 08/26/21 | 08/26/25 | | | 1,461 | 0.740000% | 0.700000% |
| 2020-161 | FREDDIE MAC (FHLMC) | | 3136G4X32 | 2,000,000.00 | 1,879,280.00 | 2,000,000.00 | 08/26/20 | 08/26/25 | | | 1,826 | 0.640000% | 0.600000% |
| 2020-168 | FREDDIE MAC (FHLMC) | | 3134GWP75 | 2,000,000.00 | 1,873,520.00 | 2,000,000.00 | 09/23/20 | 09/23/25 | | | 1,826 | 0.670000% | 0.625000% |
| 2020-180 | FANNIE MAE (FNMA) | | 3134GWW51 | 2,000,000.00 | 1,868,000.00 | 2,000,000.00 | 09/30/20 | 09/30/25 | | | 1,826 | 0.540000% | 0.500000% |
| 2020-179 | FREDDIE MAC (FHLMC) | | 3134GWW46 | 4,000,000.00 | 3,723,720.00 | 4,000,000.00 | 10/22/20 | 10/22/25 | | | 1,826 | 0.600000% | 0.560000% |
| 20190 | FANNIE MAE (FNMA) | | 3136G46N8 | 4,000,000.00 | 3,727,080.00 | 4,000,000.00 | 11/02/20 | 10/29/25 | | | 1,822 | 0.640000% | 0.600000% |
| 20197 | FREDDIE MAC (FHLMC) | | 3134GXCH5 | 4,000,000.00 | 3,715,800.00 | 4,000,000.00 | 11/25/20 | 11/25/25 | | | 1,826 | 0.650000% | 0.600000% |
| 20198 | FREDDIE MAC (FHLMC) | | 3134GXCS1 | 4,000,000.00 | 3,717,560.00 | 4,000,000.00 | 11/25/20 | 11/25/25 | | | 1,826 | 0.670000% | 0.625000% |
| 20201 | FREDDIE MAC (FHLMC) | | 3134GXDMS | 4,000,000.00 | 3,713,920.00 | 4,000,000.00 | 12/01/20 | 12/01/25 | | | 1,826 | 0.670000% | 0.620000% |
| 20204 | FEDERAL FARM CREDIT BANK (FFCB) | | 3133EMUC7 | 4,000,000.00 | 3,709,560.00 | 4,000,000.00 | 12/01/20 | 12/01/25 | | | 1,826 | 0.600000% | 0.560000% |
| 21118 | FEDERAL FARM CREDIT BANK (FFCB) | | 3133ENFR6 | 4,250,000.00 | 4,001,672.50 | 4,250,000.00 | 12/01/21 | 12/01/25 | | | 1,461 | 1.420000% | 1.340000% |
| 20219 | FEDERAL HOME LOAN BANK (FHLB) | | 3130AKJR8 | 4,000,000.00 | 3,704,240.00 | 4,000,000.00 | 12/16/20 | 12/16/25 | | | 1,826 | 0.620000% | 0.570000% |
| 20212 | FANNIE MAE (FNMA) | | 3135G06K4 | 2,000,000.00 | 1,854,880.00 | 2,000,000.00 | 12/17/20 | 12/17/25 | | | 1,826 | 0.700000% | 0.650000% |
| 20217 | FEDERAL FARM CREDIT BANK (FFCB) | | 3133EMKTB | 4,000,000.00 | 3,791,600.00 | 4,000,000.00 | 12/17/20 | 12/17/25 | | | 1,826 | 0.580000% | 0.540000% |
| 20227 | FEDERAL FARM CREDIT BANK (FFCB) | | 3133EMLR1 | 4,000,000.00 | 3,696,200.00 | 4,000,000.00 | 12/24/20 | 12/23/25 | | | 1,826 | 0.540000% | 0.500000% |
| 20204 | FANNIE MAE (FNMA) | | 3135G06Q1 | 6,004,797.37 | 5,555,820.00 | 6,000,000.00 | 12/30/20 | 12/30/25 | | | 1,826 | 0.690000% | 0.640000% |
| 22004 | FEDERAL FARM CREDIT BANK (FFCB) | | 3133ENLDO | 4,000,000.00 | 3,761,240.00 | 4,000,000.00 | 01/26/22 | 01/26/26 | | | 1,461 | 1.630000% | 1.530000% |
| 23016 | FREDDIE MAC (FHLMC) | | 3134GYFR8 | 3,000,000.00 | 2,997,300.00 | 3,000,000.00 | 02/17/23 | 02/17/26 | | | 1,096 | 5.150000% | 5.150000% |
| 23025 | FEDERAL HOME LOAN BANK (FHLB) | | 3130AUSP0 | 5,000,000.00 | 4,976,100.00 | 5,000,000.00 | 02/08/23 | 05/08/26 | | | 1,185 | 5.020000% | 5.000000% |

SUTTER COUNTY
INVESTMENT PORTFOLIO
December 31, 2023



TREASURY

| NUMBER | INSTITUTION/BRANCH | CUSIP | BOOK VALUE | MARKET VALUE | PAR VALUE | INVESTED DATE | MATURES DATE | TOTAL DAYS INVESTED | CURRENT YIELD | RATE |
|------------|---------------------------------|-----------|----------------|----------------|----------------|---------------|--------------|---------------------|---------------|----------|
| 21050 | FEDERAL HOME LOAN BANK (FHLB) | 3130AMKB7 | 4,000,000.00 | 3,702,160.00 | 4,000,000.00 | 05/28/21 | 05/26/26 | 1,826 | 1.13000% | 1.05000% |
| 21052 | FEDERAL HOME LOAN BANK (FHLB) | 3130AMMQ2 | 3,000,000.00 | 2,764,620.00 | 3,000,000.00 | 06/09/21 | 06/08/26 | 1,826 | 99.00000% | 0.91000% |
| 21054 | FEDERAL HOME LOAN BANK (FHLB) | 3130AMPJ5 | 2,000,000.00 | 1,843,560.00 | 2,000,000.00 | 06/16/21 | 06/16/26 | 1,826 | 1.03000% | 0.95000% |
| 2129/21132 | FEDERAL FARM CREDIT BANK (FFCB) | 3133ENHV5 | 4,000,000.00 | 3,725,920.00 | 4,000,000.00 | 12/22/21 | 06/22/26 | 1,643 | 1.49000% | 1.39000% |
| 21066 | FEDERAL HOME LOAN BANK (FHLB) | 3130AMT28 | 2,000,000.00 | 1,843,560.00 | 2,000,000.00 | 06/30/21 | 06/30/26 | 1,826 | 1.08000% | 1.00000% |
| 21085 | FEDERAL FARM CREDIT BANK (FFCB) | 3133EM377 | 3,998,398.14 | 3,653,880.00 | 4,000,000.00 | 09/01/21 | 09/01/26 | 1,826 | 0.95000% | 0.87000% |
| 21080 | FEDERAL HOME LOAN BANK (FHLB) | 3130ANRR3 | 4,000,000.00 | 3,661,560.00 | 4,000,000.00 | 09/17/21 | 09/17/26 | 1,826 | 1.09000% | 1.00000% |
| 21127 | FEDERAL HOME LOAN BANK (FHLB) | 3130APVC6 | 3,648,925.76 | 3,356,175.00 | 3,650,000.00 | 12/18/21 | 12/01/26 | 1,811 | 1.50000% | 1.37500% |
| 21125 | FEDERAL FARM CREDIT BANK (FFCB) | 3133ENHC7 | 4,000,000.00 | 3,698,920.00 | 4,000,000.00 | 12/16/21 | 12/14/26 | 1,824 | 1.73000% | 1.60000% |
| 23252 | FREDDIE MAC (FHLMC) | 3134H1MK6 | 4,000,000.00 | 4,000,040.00 | 4,000,000.00 | 12/21/23 | 12/21/26 | 1,066 | 5.40000% | 5.40000% |
| 21130 | FEDERAL FARM CREDIT BANK (FFCB) | 3133ENJC5 | 4,000,000.00 | 3,662,600.00 | 4,000,000.00 | 12/22/21 | 12/22/26 | 1,826 | 1.41000% | 1.29000% |
| 21121 | FEDERAL HOME LOAN BANK (FHLB) | 3130AQ5P4 | 2,000,000.00 | 1,847,900.00 | 2,000,000.00 | 12/30/21 | 12/30/26 | 1,826 | 1.74000% | 1.61000% |
| 21128 | FEDERAL HOME LOAN BANK (FHLB) | 3130AQDD2 | 2,500,000.00 | 2,296,775.00 | 2,500,000.00 | 12/30/21 | 12/30/26 | 1,826 | 1.58000% | 1.45000% |
| 22002 | FEDERAL FARM CREDIT BANK (FFCB) | 3133ENKG4 | 3,986,655.34 | 3,690,840.00 | 4,000,000.00 | 01/12/22 | 01/11/27 | 1,825 | 1.59000% | 1.47000% |
| 22003 | FEDERAL HOME LOAN BANK (FHLB) | 3130AQKM4 | 4,000,000.00 | 3,718,160.00 | 4,000,000.00 | 01/28/22 | 01/28/27 | 1,826 | 1.88000% | 1.75000% |
| 23041 | FREDDIE MAC (FHLMC) | 3134GYHS4 | 2,000,000.00 | 1,990,500.00 | 2,000,000.00 | 02/23/23 | 02/23/27 | 1,461 | 5.15000% | 5.12500% |
| 22009 | FEDERAL HOME LOAN BANK (FHLB) | 3130AQWC3 | 3,500,000.00 | 3,277,855.00 | 3,500,000.00 | 02/28/22 | 02/24/27 | 1,822 | 2.19000% | 2.05000% |
| 22026 | FEDERAL HOME LOAN BANK (FHLB) | 3130ARJH5 | 3,991,532.09 | 3,874,200.00 | 4,000,000.00 | 04/22/22 | 04/22/27 | 1,826 | 3.25000% | 3.15000% |
| 22027 | FEDERAL HOME LOAN BANK (FHLB) | 3130ARRP8 | 4,000,000.00 | 3,885,800.00 | 4,000,000.00 | 04/28/22 | 04/28/27 | 1,826 | 3.35000% | 3.25000% |
| 22028 | FEDERAL HOME LOAN BANK (FHLB) | 3130ARPB1 | 4,000,000.00 | 3,915,360.00 | 4,000,000.00 | 04/28/22 | 04/28/27 | 1,826 | 3.57000% | 3.50000% |
| 22049 | FEDERAL HOME LOAN BANK (FHLB) | 3130ASFQ7 | 2,000,000.00 | 1,960,700.00 | 2,000,000.00 | 06/29/22 | 06/29/27 | 1,826 | 4.08000% | 4.00000% |
| 23039 | FREDDIE MAC (FHLMC) | 3134GYG48 | 3,000,000.00 | 2,979,810.00 | 3,000,000.00 | 02/24/23 | 08/24/27 | 1,642 | 5.18000% | 5.15000% |
| 23250 | FEDERAL HOME LOAN BANK (FHLB) | 3130AY6J0 | 4,000,000.00 | 3,996,800.00 | 4,000,000.00 | 12/20/23 | 12/20/27 | 1,461 | 5.20000% | 5.20000% |
| 23013 | FEDERAL HOME LOAN BANK (FHLB) | 3130ANUN0 | 3,000,000.00 | 2,975,450.00 | 3,000,000.00 | 01/20/23 | 01/21/28 | 1,823 | 5.29000% | 5.25000% |
| 23014 | FREDDIE MAC (FHLMC) | 3134GYF31 | 3,000,000.00 | 2,975,940.00 | 3,000,000.00 | 01/30/23 | 01/21/28 | 1,823 | 5.14000% | 5.10000% |
| 23015 | FREDDIE MAC (FHLMC) | 3134GYF00 | 3,000,000.00 | 2,963,580.00 | 3,000,000.00 | 02/07/23 | 02/07/28 | 1,826 | 4.81000% | 4.75000% |
| 23026 | FREDDIE MAC (FHLMC) | 3134GYR37 | 3,000,000.00 | 2,993,700.00 | 3,000,000.00 | 02/09/23 | 02/09/28 | 1,826 | 4.91000% | 4.90000% |
| 23032 | FEDERAL HOME LOAN BANK (FHLB) | 3130AYUA0 | 5,000,000.00 | 4,956,050.00 | 5,000,000.00 | 02/09/23 | 02/09/28 | 1,826 | 5.04000% | 5.00000% |
| 23038 | FEDERAL HOME LOAN BANK (FHLB) | 3130AUTL8 | 2,000,000.00 | 1,996,280.00 | 2,000,000.00 | 02/22/23 | 02/22/28 | 1,826 | 5.06000% | 5.05000% |
| 23040 | FREDDIE MAC (FHLMC) | 3134GYGU0 | 4,000,000.00 | 3,975,000.00 | 4,000,000.00 | 02/24/23 | 02/24/28 | 1,826 | 5.33000% | 5.30000% |
| 23042 | FEDERAL HOME LOAN BANK (FHLB) | 3130AUTV6 | 2,000,000.00 | 1,990,580.00 | 2,000,000.00 | 02/24/23 | 02/24/28 | 1,826 | 5.53000% | 5.50000% |
| 23044 | FEDERAL HOME LOAN BANK (FHLB) | 3130AUTF1 | 2,000,000.00 | 1,985,400.00 | 2,000,000.00 | 02/28/23 | 02/28/28 | 1,826 | 5.29000% | 5.25000% |
| | TOTAL AGENCY NOTES | | 245,877,312.15 | 234,283,507.50 | 245,900,000.00 | | | | | |

MEDIUM TERM NOTES

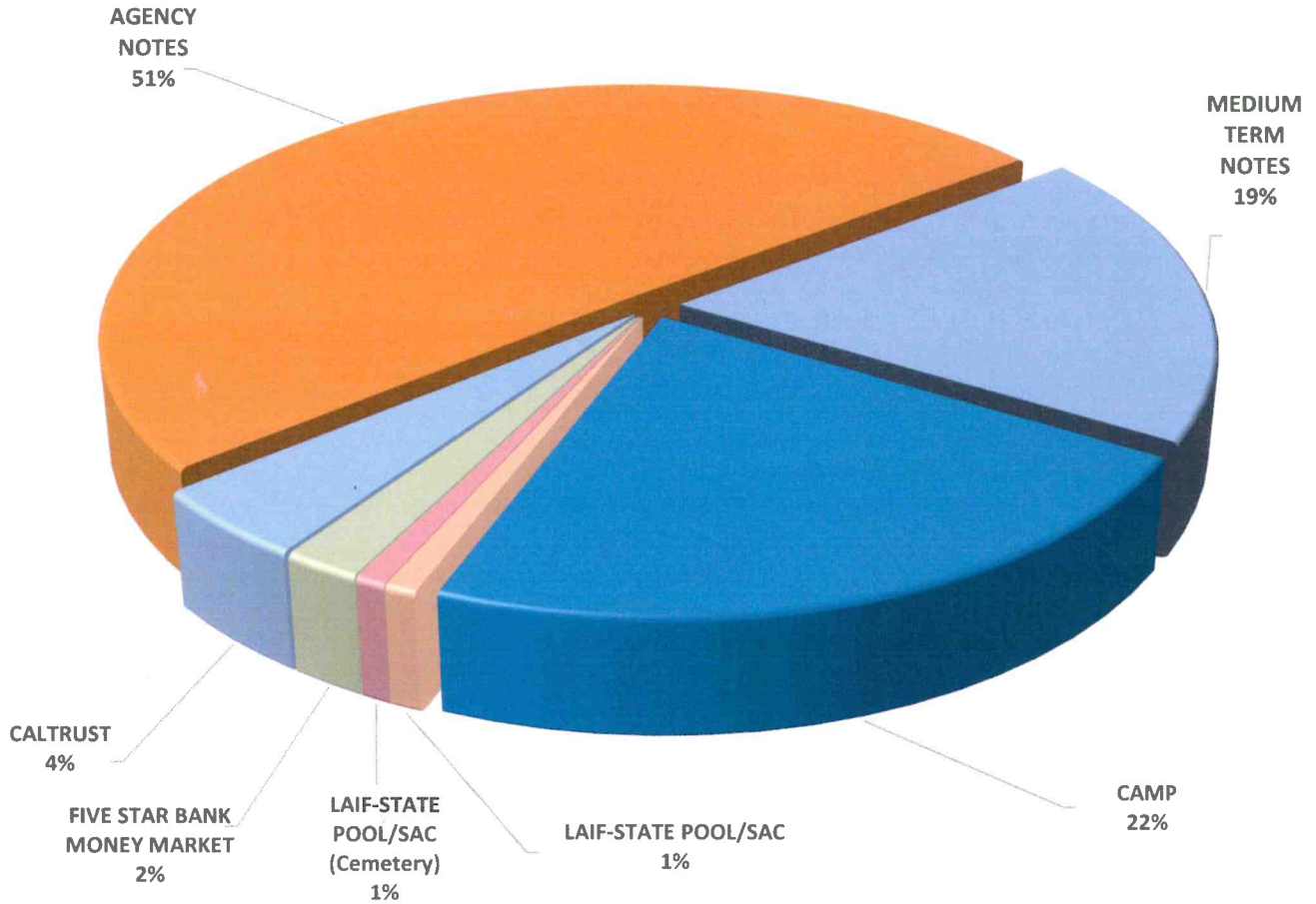
| NUMBER | INSTITUTION/BRANCH | CUSIP | BOOK VALUE | MARKET VALUE | PAR VALUE | INVESTED DATE | MATURES DATE | TOTAL DAYS INVESTED | CURRENT YIELD | RATE |
|--------------|--------------------------------|------------|--------------|--------------|--------------|---------------|--------------|---------------------|---------------|----------|
| 2019-123 | SIMON PROP GP LP (SPG) | 828607CR6 | 4,005,456.28 | 3,993,160.00 | 4,000,000.00 | 11/01/19 | 02/01/24 | 1,553 | 3.76000% | 3.75000% |
| 2020-080 | CATERPILLAR FINL SERVICE (CAT) | 14912L6C0 | 2,018,311.07 | 1,980,480.00 | 2,000,000.00 | 05/01/20 | 06/09/24 | 1,500 | 3.33000% | 3.30000% |
| 2019-144 | AIR PROD & CHEM (APD) | 009158AV8 | 2,013,787.82 | 1,974,200.00 | 2,000,000.00 | 12/10/19 | 07/31/24 | 1,695 | 3.39000% | 3.35000% |
| 2019-150 | WALT DISNEY COMPANY (DIS) | 254687FK7 | 1,997,344.33 | 1,953,220.00 | 2,000,000.00 | 12/10/19 | 09/30/24 | 1,725 | 1.79000% | 1.75000% |
| 2019-122 | UNITED PARCEL SERVICE (UPS) | 911312BT2 | 4,003,268.52 | 3,915,720.00 | 4,000,000.00 | 11/01/19 | 09/01/24 | 1,766 | 2.25000% | 2.20000% |
| 21124 | TOYOTA MOTOR CREDIT CORP | 89238TGL3 | 4,026,266.80 | 3,901,440.00 | 4,000,000.00 | 12/15/21 | 10/07/24 | 1,027 | 2.05000% | 2.00000% |
| 2019-143 | ESTEE LAUDER CO. (EL) | 29736RAN0 | 2,001,012.81 | 1,942,720.00 | 2,000,000.00 | 12/10/19 | 12/01/24 | 1,818 | 2.06000% | 2.00000% |
| 2020-093 | ORACLE CORP. (ORCL) | 68389XB11 | 2,035,943.76 | 1,933,660.00 | 2,000,000.00 | 06/01/20 | 04/01/25 | 1,765 | 2.99000% | 2.90000% |
| 2020-075 | WELLS FARGO & COMPANY (WFC) | 95001D6W5 | 2,000,000.00 | 1,925,120.00 | 2,000,000.00 | 04/30/20 | 04/30/25 | 1,828 | 2.60000% | 2.50000% |
| 2020 | APPLE INC. (AAPL) | 037833DT4 | 2,017,257.37 | 1,907,440.00 | 2,000,000.00 | 12/16/20 | 05/11/25 | 1,607 | 1.80000% | 1.12500% |
| 2020-096 | HONEYWELL INTERNATIONAL (HON) | 438516CB0 | 2,013,389.01 | 1,909,640.00 | 2,000,000.00 | 06/04/20 | 06/01/25 | 1,823 | 1.41000% | 1.35000% |
| 20230 | AMERICAN HONDA FINANCE (HONDA) | 02665WDL2 | 4,029,868.60 | 3,791,080.00 | 4,000,000.00 | 07/08/20 | 07/08/25 | 1,653 | 1.27000% | 1.20000% |
| 2020-153 | JP MORGAN CHASE & CO. (JPM) | 48128GV98 | 2,000,000.00 | 1,825,480.00 | 2,000,000.00 | 08/28/20 | 08/28/25 | 1,826 | 0.82000% | 0.75000% |
| 2020-166/176 | AMERICAN HONDA FINANCE (HONDA) | 02665WDN8 | 7,010,293.91 | 6,582,590.00 | 7,000,000.00 | 09/24/20 | 09/24/25 | 1,812 | 1.06000% | 1.00000% |
| 20229 | CATERPILLAR FINL SERVICE (CAT) | 14913R2H9 | 4,014,710.77 | 3,734,560.00 | 4,000,000.00 | 12/28/20 | 11/19/25 | 1,781 | 0.86000% | 0.80000% |
| 20215 | BANK OF AMERICA CORP. (BAC) | 06048WVK41 | 3,998,464.94 | 3,696,880.00 | 4,000,000.00 | 12/10/20 | 11/25/25 | 1,811 | 0.92000% | 0.85000% |

SUTTER COUNTY
INVESTMENT PORTFOLIO
December 31, 2023



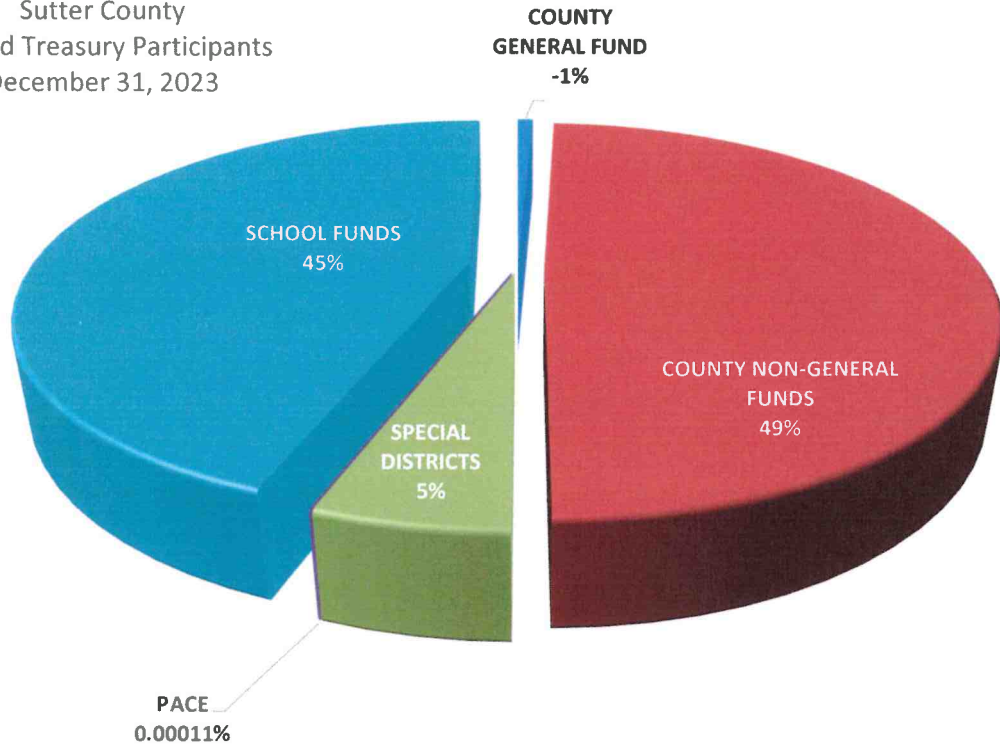
| TREASURY | NUMBER | INSTITUTION/BRANCH | CUSIP | BOOK VALUE | MARKET VALUE | PAR VALUE | DATE | DATE | TOTAL DAYS | CURRENT YIELD | RATE |
|----------|--------|-------------------------------|-----------|-----------------------|-----------------------|-----------------------|----------|----------|--------------|-----------------|-----------------|
| | | | | | | | INVESTED | MATURES | | | |
| | 20225 | JP MORGAN CHASE & CO (JPM) | 48128GY53 | 2,000,000.00 | 1,836,820.00 | 2,000,000.00 | 12/22/20 | 12/22/25 | 1,826 | 0.90000% | 0.82500% |
| | 21008 | JOHN DEERE CAPITAL CORP (DE) | 24422EVK2 | 3,999,901.03 | 3,708,640.00 | 4,000,000.00 | 02/01/21 | 01/15/26 | 1,809 | 0.75000% | 0.70000% |
| | 22012 | PUBLIC STORAGE (PSA) | 74460WAA5 | 3,895,620.52 | 3,701,800.00 | 4,000,000.00 | 02/14/22 | 02/15/26 | 1,462 | 0.95000% | 0.87500% |
| | 22037 | BANK OF AMERICA CORP (BAC) | 06048WV56 | 2,000,000.00 | 1,944,340.00 | 2,000,000.00 | 05/05/22 | 05/05/26 | 1,461 | 4.11000% | 4.00000% |
| | 21063 | BANK OF AMERICA CORP (BAC) | 06048WMA9 | 2,000,000.00 | 1,835,660.00 | 2,000,000.00 | 06/15/21 | 06/15/26 | 1,826 | 1.63000% | 1.00000% |
| | 21081 | BANK OF AMERICA CORP (BAC) | 06048WN22 | 2,000,000.00 | 1,784,620.00 | 2,000,000.00 | 08/26/21 | 08/26/26 | 1,826 | 1.40000% | 1.25000% |
| | 21106 | JP MORGAN CHASE & CO (JPM) | 48128GSU0 | 2,000,000.00 | 1,786,820.00 | 2,000,000.00 | 10/29/21 | 10/29/26 | 1,826 | 1.66000% | 1.48000% |
| | 22011 | HONEYWELL INTERNATIONAL (HON) | 438516BL9 | 2,018,769.60 | 1,904,460.00 | 2,000,000.00 | 02/14/22 | 11/01/26 | 1,721 | 2.63000% | 2.50000% |
| | 21120 | PUBLIC STORAGE (PSA) | 74460DAG4 | 3,490,201.11 | 3,210,367.20 | 3,495,000.00 | 12/03/21 | 11/09/26 | 1,802 | 1.63000% | 1.50000% |
| | 21115 | JP MORGAN CHASE & CO (JPM) | 48130JZH1 | 4,000,000.00 | 3,426,320.00 | 4,000,000.00 | 11/30/21 | 11/30/26 | 1,826 | 1.75000% | 1.50000% |
| | 22025 | MASTERCARD INC | 57638QAR5 | 4,019,585.41 | 3,881,760.00 | 4,000,000.00 | 04/12/22 | 03/26/27 | 1,809 | 3.40000% | 3.30000% |
| | 22055 | TSMC ARIZONA CORP | 872888AF8 | 2,198,821.53 | 2,152,898.00 | 2,200,000.00 | 06/28/22 | 04/22/27 | 1,759 | 3.96000% | 3.87500% |
| | 22056 | BEVERLY HILLS CA PUBLIC FING | 088006K86 | 1,670,098.39 | 1,610,190.00 | 1,800,000.00 | 06/28/22 | 06/01/27 | 1,799 | 1.48000% | 1.32700% |
| | 23028 | 3M COMPANY (MMM) | 88579YAY7 | 2,839,067.51 | 2,825,610.00 | 3,000,000.00 | 02/08/23 | 10/15/27 | 1,710 | 3.05000% | 2.87500% |
| | 23029 | UNITEDHEALTH GROUP (UNH) | 91324PDE9 | 1,906,308.87 | 1,899,540.00 | 2,000,000.00 | 02/08/23 | 10/15/27 | 1,710 | 3.11000% | 2.95000% |
| | 23027 | PROCTER & GAMBLE (PG) | 742718FZ7 | 2,991,511.06 | 2,997,720.00 | 3,000,000.00 | 02/08/23 | 01/26/28 | 1,813 | 3.95000% | 3.95000% |
| | | TOTAL MEDIUM TERM NOTES | | <u>92,215,261.02</u> | <u>87,463,875.20</u> | <u>92,495,000.00</u> | | AVERAGE | <u>1,679</u> | <u>3.65220%</u> | <u>2.99975%</u> |
| | | TOTAL POOL INVESTMENTS | | <u>485,610,486.89</u> | <u>469,265,306.42</u> | <u>485,912,923.72</u> | | | | | |

Sutter County
Pooled Investment Portfolio
December 31, 2023



| | <u>BOOK VALUE</u> | <u>PERCENTAGE OF MANAGED PORTFOLIO</u> | <u>INVESTED % OF POOLED PORTFOLIO</u> | <u>AVERAGE DAYS TO MATURITY</u> | <u>AVERAGE YIELD</u> |
|---|-------------------------|--|---------------------------------------|---------------------------------|----------------------|
| CAMP | \$108,045,164.04 | 22.25% | 22.43% | 1 | 5.55% |
| LOCAL AGENCY INVESTMENT FUND (COUNTY) | 4,062,933.54 | 0.84% | 0.84% | 1 | 4.00% |
| LOCAL AGENCY INVESTMENT FUND (CEMETERY) | 3,959,493.26 | 0.82% | | 1 | 4.00% |
| MONEY MARKET MUTUAL FUND | 10,034,204.20 | 2.07% | 2.08% | 1 | 4.49% |
| CALTRUST | 21,416,128.68 | 4.41% | 4.45% | 1 | 5.55% |
| MEDIUM TERM NOTES | 92,215,261.02 | 18.99% | 19.15% | 740 | 2.12% |
| AGENCY NOTES | <u>245,877,312.15</u> | <u>50.63%</u> | <u>51.05%</u> | <u>833</u> | <u>3.30%</u> |
| TOTAL MANAGED INVESTMENTS | \$485,610,496.89 | 100.00% | 100.00% | <u>769</u> | <u>3.65%</u> |
| LESS: LAIF FUNDS NOT POOLED | <u>3,959,493.26</u> | <u>0.82%</u> | | | |
| TOTAL POOLED INVESTMENTS | <u>\$481,651,003.63</u> | <u>99.18%</u> | <u>100.00%</u> | <u>769</u> | <u>3.65%</u> |

Sutter County
Pooled Treasury Participants
December 31, 2023



The Pooled Treasury is comprised of 355 separate funds representing the County's General Fund, County Non-General funds, special districts, school districts, and funds collected and held for the various PACE programs that are authorized by the City of Yuba City.

At the close of business December 31, 2023, pool participants' cash and investment balances consisted of the following:

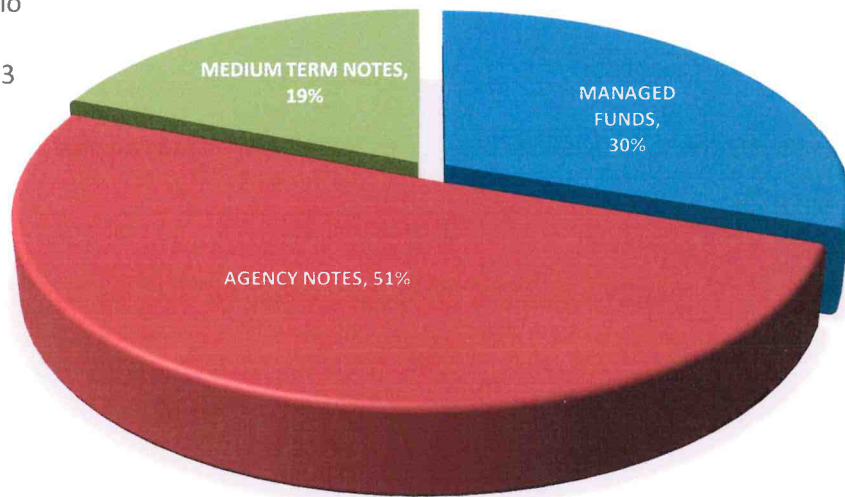
| | |
|--------------------------|----------------------|
| COUNTY GENERAL FUND | -0.72% |
| COUNTY NON-GENERAL FUNDS | 50.07% |
| SPECIAL DISTRICTS | 5.45% |
| PACE | 0.00% |
| SCHOOL FUNDS | <u>45.21%</u> |

The pooled portfolio is comprised of three major classes of assets. As of December 31, 2023, agency notes made up 51%, medium term notes represented 19% and funds under management within the Local Area Investment Fund (LAIF), the California Asset Management Program (CAMP), Investment Trust of California (CalTRUST), and Five Star Bank completing the portfolio at 30%.

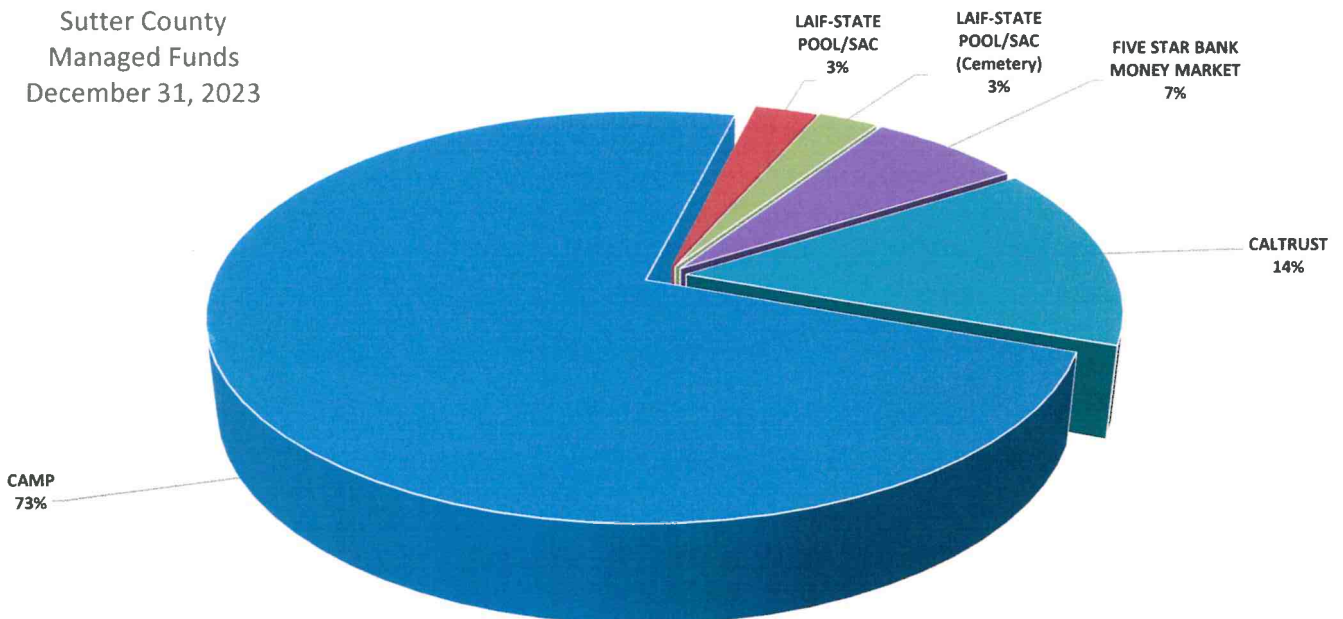
All assets are in compliance with the Sutter County Investment Policy and adhere to the requirements of California Government Code §53601-§53645 and §16429.1-§16429.3, which relate to the investing in the Local Area Investment Fund (LAIF)

Within the three major classes of assets the portfolio is further diversified, again, operating within the constraints of California Government Code and the Sutter County Investment Policy. The following charts provide a quick glance of the make-up of each category.

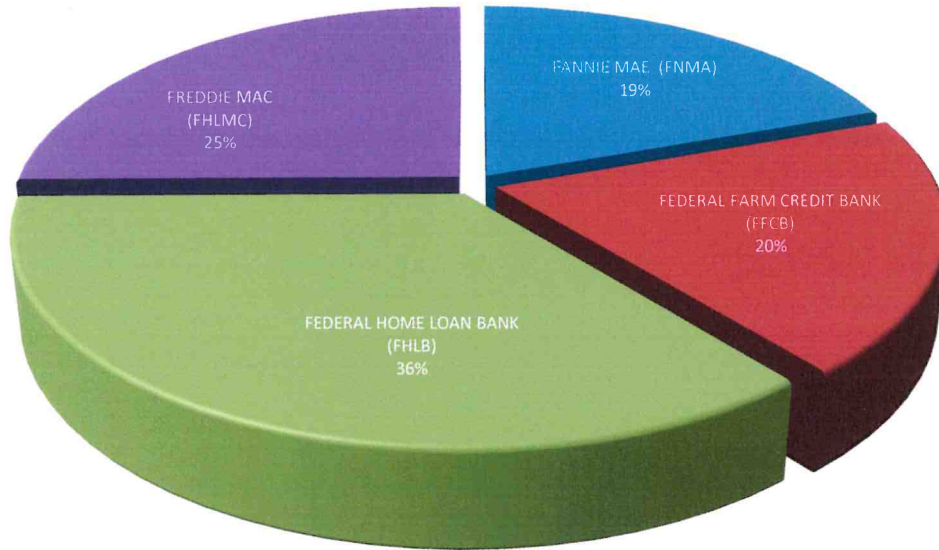
Sutter County
Investment Portfolio
Categories
December 31, 2023



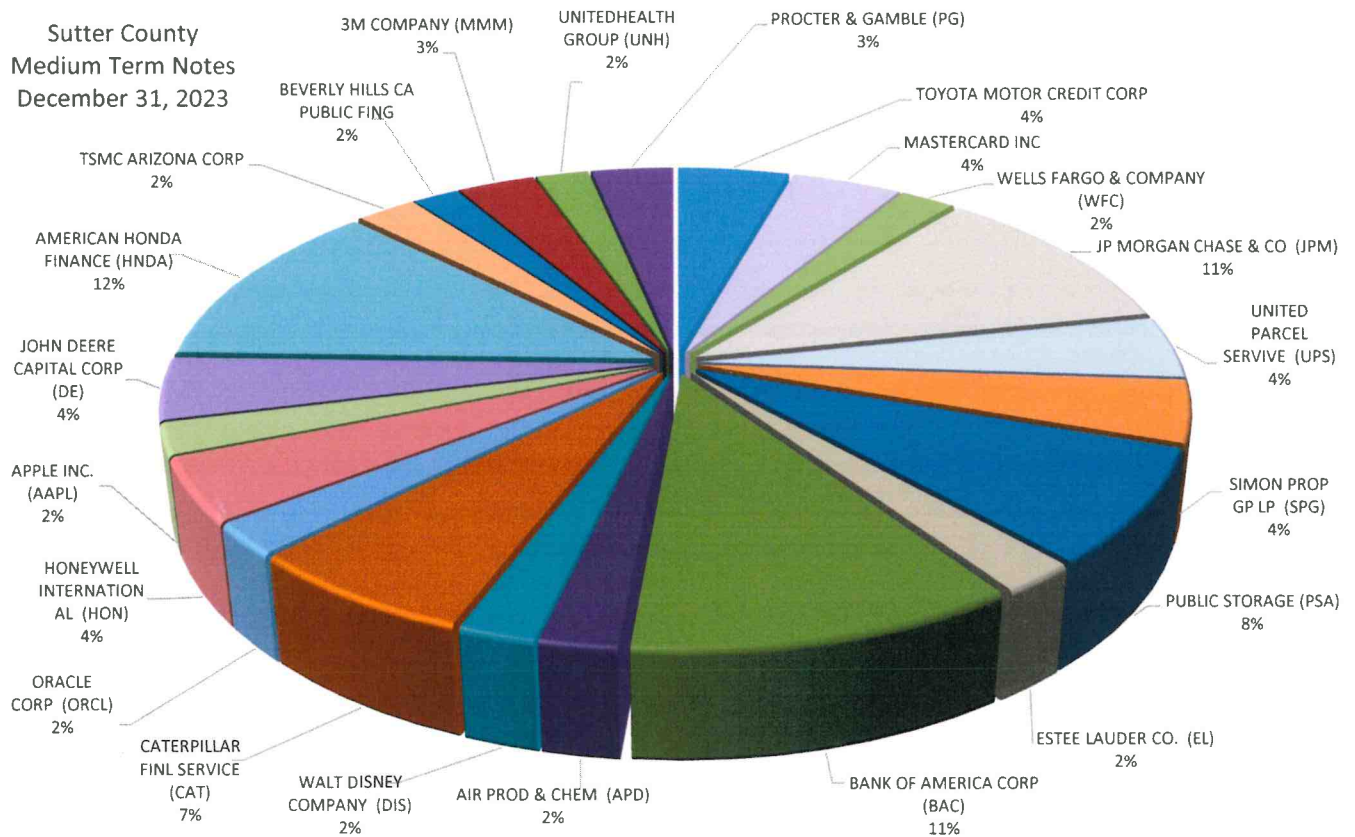
Sutter County
Managed Funds
December 31, 2023



Sutter County
Agency Notes
December 31, 2023

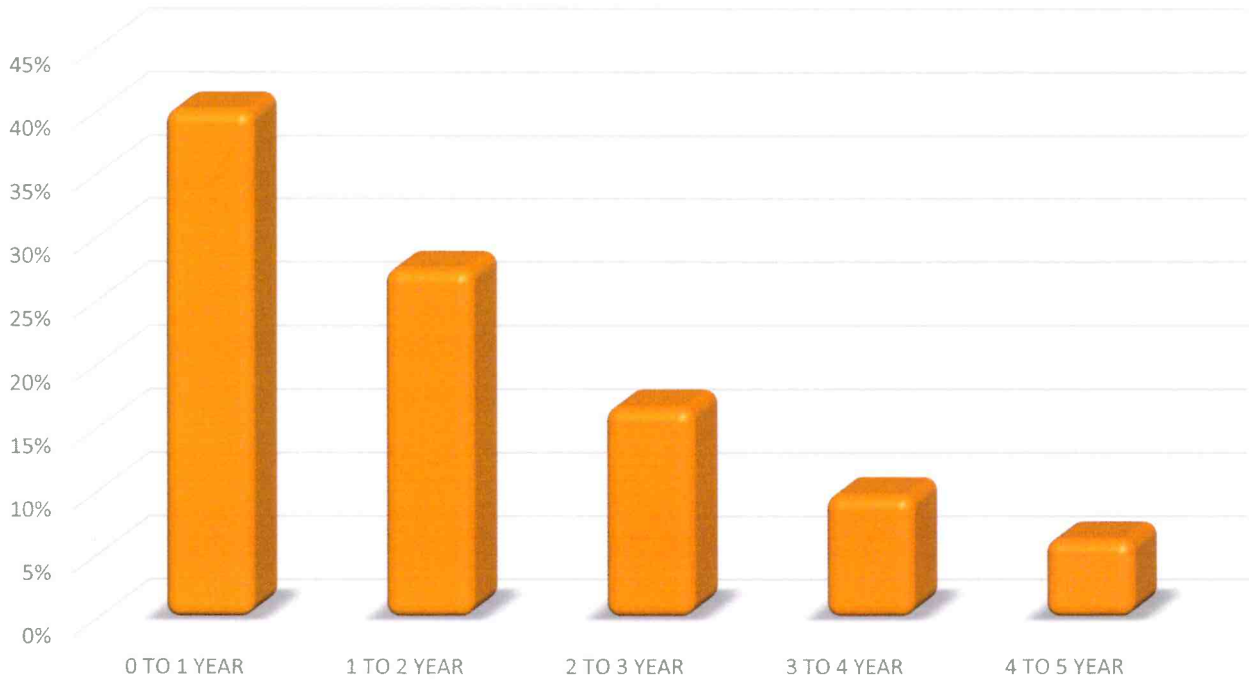


Sutter County
Medium Term Notes
December 31, 2023



All investments conform to California Government Code §56301 with maturities of no more than five years.

Sutter County Pooled Portfolio Aging December 31, 2023



Investments in the pool must have a category rating of A or better at the time of purchase, as prescribed in the Sutter County Investment Policy, with the exception of LAIF, which is authorized in GC §16429.1-§16429.3.

Sutter County Pooled Portfolio Asset Ratings December 31, 2023

