

**BEFORE THE BOARD OF SUPERVISORS
COUNTY OF SUTTER, STATE OF CALIFORNIA**

A RESOLUTION OF THE SUTTER COUNTY BOARD)
OF SUPERVISORS ADOPTING AN UPDATED)
PREFERRED PLANT MATERIALS LIST FOR) RESOLUTION NO. 16-046
IMPLEMENTING THE COUNTY'S DESIGN)
GUIDELINE CHECKLISTS)

WHEREAS, on March 2, 1999, the Board of Supervisors adopted the Sutter County Design Guidelines and a Preferred Plant Materials List and Landscape Guidelines by Resolution No. 99-14; and

WHEREAS, in adopting a new comprehensive Zoning Code on June 28, 2016, it is desired to incorporate many of the design guideline and landscape elements from the 1999 Design Guidelines into new design checklists reflected in Sections 1500-06-060 and 1500-07-050 of the new Zoning Code; and

WHEREAS, the County desires to update the Preferred Plant Materials List with additional plant species including more native and drought tolerant plant species and by removing certain plant species which have been determined to be non-native and non-drought tolerant.


NOW, THEREFORE, BE IT RESOLVED the Board of Supervisors of the County of Sutter adopts an updated Preferred Plant Materials List as reflected in Exhibit A to this Resolution.

PASSED AND ADOPTED this 28th day of June, 2016, by the Board of Supervisors of the County of Sutter, State of California, by the following vote:

AYES: Supervisors Sullenger, Flores and Whiteaker

NOES: None


ABSENT: Supervisors Munger and LeVake



JIM WHITEAKER, VICE-CHAIRMAN
BOARD OF SUPERVISORS

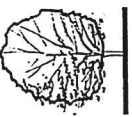

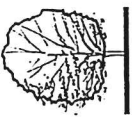
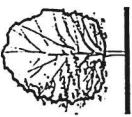
ATTEST:
DONNA M. JOHNSTON, CLERK

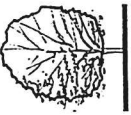




By 
Deputy

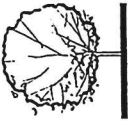


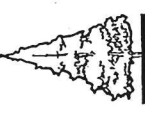

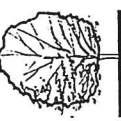


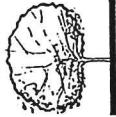
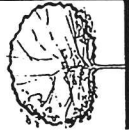
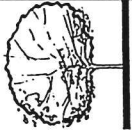

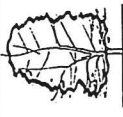



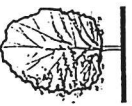






**SUTTER COUNTY DEVELOPMENT SERVICE DEPARTMENT
PREFERRED LANDSCAPE PLANT MATERIALS LIST**



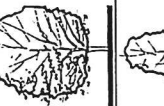


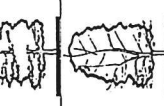


Common Name Botanical Name	Form (Images not to Scale)	Growth Rate	Diameter @ 15 yrs.	Height @ 15 yrs.	Root System	Uses & Characteristics	Type/Fruit & Flower/Fall Color	Remarks
TREES								
Trident Maple <i>Acer buergerianum</i>		Moderate	30 ft.	25 ft.	Moderate	Low spreading growth. Attractive flaking on older wood.	Deciduous Leaves are glossy green turning yellow to red in fall.	Small shade tree.
Japanese Maple <i>Acer palmatum</i>		Slow	30 ft.	25 ft.	Shallow	Shade from hot sun. Good on east and north orientations of bldgs. Use in groupings in entries, natural plantings.	Deciduous Small multi-trunk tree. Xint. fall and spring color.	Attractive in groves and mass plantings. Short lifespan.
Norway Maple <i>Acer platanoides</i>		Rapid	40 ft.	60 ft.	Moderate	Broad-crowned, densely foliaged tree.	Deciduous Showy clusters of small flowers in spring. Yellow fall color.	Aggressive root system, susceptible to aphids.
Red Maple <i>Acer rubrum var.</i>		Rapid	40 ft.	60 ft.	Moderate	Tolerates most soils. Faster growing than Norway Maple.	Deciduous Showy flowers, dull red fruit. Red fall color.	Susceptible to urban pollution.


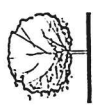
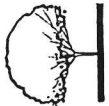

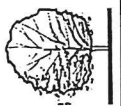



Common Name Botanical Name	Form (Images not to Scale)	Growth Rate	Diameter @ 15 yrs.	Height @ 15 yrs.	Root System	Uses & Characteristics	Type/Fruit & Flower/Fall Color	Remarks
Chinese Maple <i>Acer truncatum</i>		Slow to Moderate	20 ft.	25 ft.	Moderate	Good lawn or patio tree.	Deciduous Small round headed tree. Fall colors vary from red to bright yellow.	Small shade tree.
* California Buckeye <i>Aesculus californica</i> (Native Plant)		Moderate	35 ft.	30 ft.	Moderate	Small tree good for native plantings, screen plantings.	Deciduous Has multi- trunks. Drops leaves usually by August.	Use as a large shrub / small tree. Needs little or no summer watering.
Italian Alder <i>Alnus cordata</i>		Rapid	25 ft.	40 ft.	Shallow, Invasive	Good shade tree, loves water, use in sun or shade locations.	Deciduous Medium size tree.	Rapid growth, no borer problems.
White Alder <i>Alnus rhombifolia</i> (Native Plant)		Rapid	35 ft.	40-80 ft.	Shallow, Invasive	Takes heat and wind. Does poorly in parking lots.	Deciduous Medium-sized tree.	Good in moist areas. Susceptible to borers.
Incense Cedar <i>Calocedrus decurrens</i> (Native Plant)		Slow then Rapid	25 ft.	40 ft.	Medium	One of the best for screens, windbreak.	Evergreen Drought tolerant if trained, good shade, parking area tree.	Slow growing when young, then moderate to fast growth. Looks good all year.

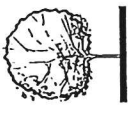
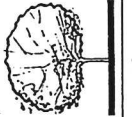
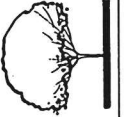
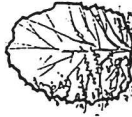
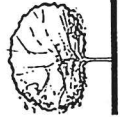

Common Name Botanical Name	Form (Images not to Scale)	Growth Rate	Diameter @ 15 yrs.	Height @ 15 yrs.	Root System	Uses & Characteristics	Type/Fruit & Flower/Fall Color	Remarks
European Hornbeam <i>Carpinus betulus</i>		Slow to Moderate	30 ft.	30 ft.	Medium	Xlnt. small to med. tree. Good in parking lots, streets, paved areas.	Deciduous Medium-sized tree. Good fall color.	Very tough and hardy.
* She Oak, Horsetail Tree <i>Casuarina equisetifolia</i>		Rapid	20 ft.	60 ft.	Shallow	Xlnt. tree for difficult sites. Good in parking areas, background. Good screen/shade tree.	Evergreen Large tree. Has small woody cones.	Very drought tolerant. Has pine tree-like foliage. Takes a wide range of conditions.
* Beefwood <i>Casuarina stricta</i>		Rapid	35 ft.	35 ft.	Shallow	Good street tree.	Evergreen Long jointed green branches look like long pine needles.	Tolerates tough conditions.
Deodar Cedar <i>Cedrus deodara</i>		Rapid	30 ft.	80 ft.	Deep	Large tree, good in lawns. Needs space. Good screen/shade tree.	Evergreen Conifer. Has small cones.	Susceptible to oak root fungus.
European Hackberry <i>Celtis australis</i>		Rapid	30 ft.	40 ft.	Deep	Xlnt. tree for lawns, parking lots, street use. Good shade tree	Deciduous Has small berries.	Resists oak root fungus.
* Common Hackberry <i>Celtis occidentalis</i>		Moderate	35 ft.	50 ft.	Deep	Xlnt. tree for lawns, parking lots, street use. Good shade tree.	Deciduous Has small berries	Takes drought conditions, resists oak root fungus.



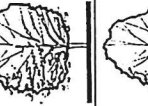
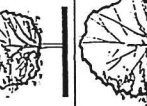



Common Name Botanical Name	Form (Images not to Scale)	Growth Rate	Diameter @ 15 yrs.	Height @ 15 yrs.	Root System	Uses & Characteristics	Type/Fruit & Flower/Fall Color	Remarks
* Carob Tree <i>Ceratonia siliqua</i>		Slow to Moderate	30 ft.	50 ft.	Medium	Good shade, parking, street tree.	Evergreen Has sometimes- messy seed pods.	Use male only. Takes heat, drought, resists oak root fungus.
* Desert Willow <i>Chilopsis linearis</i>		Rapid then Slow	20 ft.	30 ft.	Medium	Develops shaggy bark twisting trunk.	Deciduous Narrow willow type leaves. Pinkish trumpet shaped flowers spring to fall.	Drops leaves early seed pods can look messy.
Camphor Tree <i>Cinnamomum camphora</i>		Slow	30 ft.	40 ft.	Surface, Invasive	Street tree, parking areas, paved areas.	Evergreen Yellow fall color.	Roots can be a problem, susceptible to oak root fungus, leaf drop in March.
* Arizona Cypress <i>Cupressus arizonica (glabra)</i>		Slow to Moderate	20 ft.	40 ft.	Deep	Mass for windbreak or screen.	Evergreen Conifer. Foliage variable from green to blue gray or silvery	Needs little pruning.
Autumn Purple Ash <i>Fraxinus Americana 'Autumn Purple'</i>		Moderate	40 ft.	55 ft.	Medium	Street tree, parking areas, paved areas.	Deciduous Deep purple fall color. Seedless	Branch structure superior to Raywood Ash.
Evergreen Ash <i>Fraxinus uhdei</i>		Rapid	20 ft.	50 ft.	Shallow	Shade tree, lawn tree. Good near paved areas.	Deciduous	Fairly clean tree. Needs deep watering, resists oak root fungus.

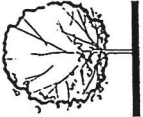

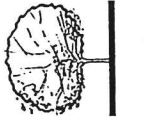
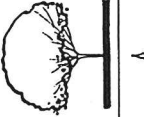
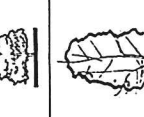

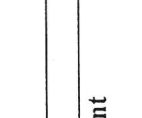
Common Name Botanical Name	Form (Images not to Scale)	Growth Rate	Diameter @ 15 yrs.	Height @ 15 yrs.	Root System	Uses & Characteristics	Type/Fruit & Flower/Fall Color	Remarks
Australian Willow <i>Geijera parviflora</i>		Moderate	20 ft.	30 ft.	Deep, non- invasive	Good street, screen or shade tree. Good near or in paved areas.	Evergreen Small white flowers. Foliage is willow-like.	Xlnt. small tree. Good in paved areas, sidewalks, commercial centers.
Maidenhair tree <i>Ginkgo biloba</i>		Slow	20 ft.	60 ft.	Deep	Xlnt. tree for many conditions. Good lawn, street tree.	Deciduous Yellow fall color. Flowers inconspicuous.	Pest free. Takes heat, drought, poor soils. Plant male tree only.
* Toyon <i>Heteromeles arbutifolia</i> (Native Plant)		Moderate	15 ft.	25 ft.	Deep	Use as a large shrub/small tree.	Evergreen Small white flowers in summer. Red berries in winter.	Has multi-trunks. Drought tolerant, but looks better with moderate irrigation.
Chinese Flame/Rain Tree <i>Koelreuteria bipinnata</i>		Slow	25 ft.	35 ft.	Deep	Good lawn, street, parking lot tree for poor soils areas.	Deciduous Yellow flowers, fall color. Red fruit.	Takes, cold, heat, wind, poor soils. Drought tolerant.
Golden Rain Tree <i>Koelreuteria paniculata</i>		Slow	20 ft.	30 ft.	Deep	Good lawn, street, parking lot tree for poor soils areas.	Deciduous Yellow flowers, hangs in clusters.	Takes, cold, heat, wind, poor soils. Drought tolerant.
* Crape Myrtle <i>Lagerstroemia indica</i>		Slow	15 ft.	20 ft.	Shallow	Good small street tree, accent tree, good near/in paved areas.	Deciduous Outstanding summer color, reds, pink, lavender, white.	Drought resistant, one of the best small trees for summer color. Likes heat.
* Sweet Bay, Grecian Laurel <i>Laurus nobilis</i>		Moderate	20 ft.	40 ft.	Deep	Medium tree for screen, shade, street parking areas.	Evergreen Small yellow flowers w/ black berries.	Xlnt. background tree, small shade street tree.

Common Name Botanical Name	Form (Images not to Scale)	Growth Rate	Diameter @ 15 yrs.	Height @ 15 yrs.	Root System	Uses & Characteristics	Type/Fruit & Flower/Fall Color	Remarks
American Sweet Gum <i>Liquidambar styraciflua</i>		Moderate	20 ft.	50 ft.	Shallow, Invasive	Tree for landscaped areas, outstanding fall colors.	Deciduous Red/orange fall color.	Litters, roots crack paved areas, needs deep water, susceptible to some pests.
Tulip Tree <i>Liriodendron tulipifera</i>		Moderate	30 ft.	80 ft.	Deep	Shade, large tree for landscaped areas.	Deciduous Yellow fall color. Small brown cone.	Good tree for lawns, large areas. Susceptible to aphids, thrips.
Southern Magnolia <i>Magnolia grandiflora</i>		Slow	30 ft.	60 ft.	Shallow to deep, Invasive	Shade, street, large landscaped areas.	Evergreen Large white flowers.	Litters year- round, sensitive to reflected heat.
Tupelo or Sour Gum <i>Nyssa sylvatica</i>		Moderate	15 ft.	50 ft.	Medium	Shade, xhnt. tree for lawn/ turf areas w/ fall color.	Deciduous Black olive-like fruit, small white flowers.	Takes poor soil, poor drainage.
* Calabrian Pine <i>Pinus brutia</i>		Rapid	25 ft.	80 ft.	Deep	Good for large landscape areas, screen, shade.	Conifer Classic pine shape in youth.	Thrives in heat, wind, and poor soil.
* Canary Island Pine <i>Pinus canariensis</i>		Rapid	20 ft.	60 ft.	Deep	Good for large landscape areas, screen, shade.	Conifer 8" brown cones.	Resists oak root fungus, may have some damage at 20° F.
* Afgan, Mondell Pine <i>Pinus eldarica</i>		Rapid	25 ft.	70 ft.	Deep	Good for large landscape areas, screen, shade.	Conifer 4" brown cones.	Low branching, takes drought, wind.
* Aleppo Pine <i>Pinus halepensis</i>		Moderate	25 ft.	60 ft.	Deep	For screen, shade, background use.	Conifer 4" brown cones.	Takes dry climates and poor soils.

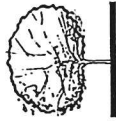

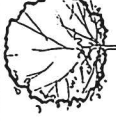
Common Name Botanical Name	Form (Images not to Scale)	Growth Rate	Diameter @ 15 yrs.	Height @ 15 yrs.	Root System	Uses & Characteristics	Type/Fruit & Flower/Fall Color	Remarks
Jelecte Pine <i>Pinus patula</i>		Rapid	25 ft.	60 ft.	Deep	For screen, background, accent use.	Conifer 4" brown cones.	Graceful, very fast growing. Hardy to 15° F.
* Italian Stone Pine <i>Pinus pinea</i>		Slow to Moderate	30 ft.	60 ft.	Deep	For shade, large area/blvd. use.	Conifer 5" brown cones.	Takes drought, heat. Xlnt. large highway tree.
* Chinese Pistache <i>Pistacia chinensis</i>		Slow	35 ft.	60 ft.	Deep	Good accent, in turf, landscape backgrounds, for streets, paved areas.	Deciduous Red berries, orange-red fall color.	Xlnt. fall color, takes drought, resists oak root fungus.
London Plane Tree <i>Platanus acerifolia</i>		Rapid	35 ft.	60 ft.	Medium	Good street, park, lawn tree, mass plantings.	Deciduous Maple-like leaves, brown 1" ball seed pods.	Xlnt. tolerance for urban conditions. Susceptible to anthracnose.
Fern Pine <i>Podocarpus gracilior</i>		Slow to Moderate	30 ft.	50 ft.	Deep	One of the cleanest trees for street, patio, paved area use.	Evergreen No significant seeds, flowers.	Xlnt. tree. May have shrubby growth habit.
Flowering Plum <i>Prunus blireiana</i>		Moderate	15 ft.	25 ft.	Medium	Good lawn, patio, small street tree.	Deciduous Purple leaves. Pink to rose flowers, few or no plums.	Good tree for unusual leaf color, use for accent, effects.
Purple-Leaf Plum <i>Prunus cerasifera 'Atropurpurea'</i>		Rapid	20 ft.	30 ft.	Medium	Good lawn, patio, small street tree.	Deciduous. Purple leaves, red plums, white flowers.	Good tree for unusual leaf color, use for accent, effects.
Vesuvius Flowering Plum <i>Prunus cerasifera 'Krauter vesuvius'</i>		Moderate	12 ft.	20 ft.	Medium	Good lawn, patio, small street tree.	Deciduous Purple leaves, pink flowers.	Use for accents, background, susceptible to aphids, wet soils.

Common Name Botanical Name	Form (Images not to Scale)	Growth Rate	Diameter @ 15 yrs.	Height @ 15 yrs.	Root System	Uses & Characteristics	Type/Fruit & Flower/Fall Color	Remarks
Newport Flowering Plum <i>Prunus cerasifera</i> 'Newport'		Moderate	15 ft.	25 ft.	Medium	Good lawn, patio, small street tree.	Deciduous Pink flowers, few or no fruit.	Use for accents, background, susceptible to aphids, wet soils.
Thundercloud Flowering Plum <i>Prunus cerasifera</i> 'Thundercloud'		Moderate	15 ft.	20 ft.	Medium	Good lawn, patio, small street tree.	Deciduous Pink-white flowers, purple coppery leaves.	Use for accents, background, susceptible to aphids, wet soils.
Kwanzan Flowering Cherry <i>Prunus serrulata</i> 'Kwanzan'		Moderate	20 ft.	30 ft.	Medium	Good tree for flower color, use in parking lots, paved areas. Good, street, paved area tree.	Deciduous Pink flowers, no fruit	Relatively short lived. Needs well-drained soils.
Bradford Flowering Pear <i>Pyrus calleryana</i> 'Bradford'		Moderate	25 ft.	40 ft.	Deep	'Aristocrat' has pyramidal shape; 'Capital' is columnar.	Deciduous White flowers, small inedible fruit	Takes wind, resists, fireblight, susceptible to aphids.
Evergreen Pear <i>Pyrus kawakamii</i>		Moderate	15 ft.	30 ft.	Medium	Good, street, shade, patio, paved area tree.	Evergreen Small white flowers. No fruit.	Partially deciduous in cold areas, susceptible to aphid, fireblight.
* Coast Live Oak <i>Quercus agrifolia</i> (Native Plant)		Moderate	20 ft.	30 ft.	Deep	Good shade or street tree, use in area where roots will not cause problems.	Evergreen 1-3" long leaves, acorns.	Good native tree for street or shade tree use. Leaf drop can be messy at times.

Common Name Botanical Name	Form (Images not to Scale)	Growth Rate	Diameter @ 15 yrs.	Height @ 15 yrs.	Root System	Uses & Characteristics	Type/Fruit & Flower/Fall Color	Remarks
Scarlet Oak <i>Quercus coccinea</i>		Rapid	35 ft.	70 ft.	Deep	Good street, lawn or tree near paved areas.	Deciduous 6" long leaves turns scarlet/red in cold fall areas.	Native to eastern U.S. Does best in deep soils w/ adequate moisture.
* Blue Oak <i>Quercus douglasii</i> (Native Plant)		Slow	20 ft.	25 ft.	Deep	Needs large space to do well, needs little summer water.	Deciduous Good fall colors, pink, orange and yellows.	Good in hot, dry locations, in large native plantings.
* Holly Oak <i>Quercus ilex</i>		Moderate	30 ft.	50 ft.	Deep	Good shade, street or lawn tree.	Evergreen No fall color.	Takes drought, wind, heavy pruning, good lawn tree.
* Black Oak <i>Quercus kelloggii</i> (Native Plant)		Moderate	30 ft.	40 ft.	Deep	Good shade tree, lawn or street tree.	Deciduous Leaves 4-10" long, turns yellow in fall.	A good smaller oak tree for parking areas, street and landscaping.
* Valley Oak <i>Quercus lobata</i> (Native Plant)		Moderate to Fast	35 ft.	45 ft.	Deep	For shade, street trees and in large native plantings.	Deciduous Leaves 3-4" long, deep green.	Needs a large space. Can be messy. Xlint. in hot locations.
Pin Oak <i>Quercus palustris</i>		Rapid	25 ft.	70 ft.	Shallow	For shade, lawns, needs frequent pruning near paved areas.	Deciduous Leaves turn yellow/red.	Needs ample water and drainage. Chlorosis in alkaline soils.
Red Oak <i>Quercus rubra</i>		Rapid	30 ft.	70 ft.	Deep	For parks, large landscape areas, broad avenues.	Deciduous Leaves red, orange in fall.	Needs fertile soil and water. A large tree when mature.

Common Name Botanical Name	Form (Images not to Scale)	Growth Rate	Diameter @ 15 yrs.	Height @ 15 yrs.	Root System	Uses & Characteristics	Type/Fruit & Flower/Fall Color	Remarks
* Cork Oak <i>Quercus suber</i>		Slow	30 ft.	70 ft.	Deep	For parks, landscaped areas, shade screening.	Evergreen Small leaves/w acorns.	Bark used for commercial cork, takes drought, no alkaline soils.
* African Sumac <i>Rhus lancea</i>		Slow	20 ft.	25 ft.	Shallow	For parks, landscaped areas, screening, clipped hedges, background plantings.	Evergreen Pea-sized yellow or red berries, can be messy around pavement.	Takes heat, drought, thin tree to a single trunk.
Chinese Tallow Tree <i>Sapium sebiferum</i>		Rapid	35 ft.	40 ft.	Shallow	For lawn, street, patio, near paved areas. Good screen tree.	Deciduous Small yellow flowers in spikes. Outstanding fall color.	Takes acid soils, prune to a single trunk.
Japanese Pagoda tree <i>Sophora japonica</i>		Moderate	30 ft.	40 ft.	Deep	Xlnt. for shade, in turf or near paved areas.	Deciduous 8-12" long clusters of white flowers.	Not fussy about conditions; tree takes drought, heat, cold, dust smoke.
* Western Red Cedar <i>Thuja plicata</i> (Native Plant)		Moderate	60 ft.	100 ft.	Deep	Used in large lawns. Lower limbs spread broadly.	Evergreen Dark green leaf sprays.	Neat Symmetrical tree.
American Linden <i>Tilia americana</i>		Slow to Moderate	25 ft.	60 ft.	Deep	Used for street trees, park and landscape plantings.	Deciduous Small, yellow-white flowers. Nut-like clusters.	Native to east U.S. Needs deep rich soils w/ summer water.
Little Leaf Linden <i>Tilia cordata</i>		Slow to Moderate	25 ft.	50 ft.	Deep	Used for street trees, park and landscape plantings.	Deciduous Small, yellow-white flowers. Nut-like clusters.	Native to east U.S. Needs deep rich soils w/ summer water.








* Indicates low water use plant








Common Name Botanical Name	Form (Images not to Scale)	Growth Rate	Diameter @ 15 yrs.	Height @ 15 yrs.	Root System	Uses & Characteristics	Type/Fruit & Flower/Fall Color	Remarks
Chinese Elm <i>Ulmus parvifolia</i>		Rapid	30 ft.	60 ft.	Shallow	Used for street, shade, screen, parking lot use.	Evergreen Deciduous in cold areas. Small brown winged nut.	Takes sun, shade, poor soils, resists dutch elm disease.
* California Bay Tree <i>Umbellularia californica</i> (Native Plant)		Slow	20 ft.	25 ft.	Medium	Good for screen, background, street, or patio tree.	Evergreen Tiny yellow flowers, olive-like fruit.	Calif. Native tree. Very clean, takes heat, drought, shade.
Sawleaf Zelkova <i>Zelkova serrata</i>		Rapid	35 ft.	60 ft.	Shallow	Good large shade tree, in large landscaped areas.	Deciduous Fall foliage varies from red to yellows.	Takes cold, heat, wind drought, salts, susceptible to elm beetle.









Common Name Botanical Name	Form (Images not to Scale)	Growth Rate	Diameter @ 15 yrs.	Height @ 15 yrs.	Root System	Uses & Characteristics	Type/Fruit & Flower/Fall Color	Remarks
-------------------------------	-------------------------------------	----------------	-----------------------	------------------------	----------------	---------------------------	--------------------------------------	---------


Landscape Shrubs

Ground Covers

* Yarrow <i>Achillea millefolium</i> (Native Plant)		Fast	4 ft.	1.5 ft. 3ft. in flower	Shallow	For ground cover.	White flowers, gray foliage.	Spreads by underground runners.
Ajuga <i>Ajuga reptans</i>		Fast	12"	6-12"	Shallow	For ground cover.	Thick carpet of leaves, blue flowers on 6" spikes in spring.	Bronze-color leafed variety available.
* Manzanita <i>Arctostaphylos x variety</i> (Native Plant)		Slow	5-12 ft.	8-14"	Deep	For ground cover.	White or pink flowers Red or brown fruit.	Leathery leaves.
* California Lilac <i>Ceanothus x variety</i> (Native Plant)		Vary	1.5-2 ft.	Varies.	Shallow	Can be used as ground cover.	Spring flower Generally evergreen.	Short lifespans 5-10 years Require good drainage.
* Ice Plant <i>Delosperma x variety</i>		Varies	Varies	Varies	Varies	For ground cover, accent, minor erosion control.	Wide variety of flower color succulent leaves.	Can be invasive.
Indian Mock Strawberry <i>Duchesnea indica</i>		Fast	2 ft.	6"	Shallow	For ground cover in large landscape plantings.	Looks very similar to strawberry plants.	Strong grower. Can overgrow small areas.
Ornamental Strawberry <i>Fragaria chiloensis</i>		Fast	2 ft.	6"	Shallow	Ground cover. Can be a lawn substitute.	Looks very similar to fruiting strawberry.	Takes most conditions, needs summer water.








Common Name Botanical Name	Form (Images not to Scale)	Growth Rate	Diameter @ 15 yrs.	Height @ 15 yrs.	Root System	Uses & Characteristics	Type/Fruit & Flower/Fall Color	Remarks
Gazania <i>Gazania x variety</i>		Fast	1 ft.	8"	Shallow	For ground cover, accent, minor erosion control.	Daisy-like flowers in yellows, reds oranges.	Takes most soils, hot locations. Very durable groundcover.
Broom <i>Genista sagittalis</i>		Fast	8 ft.	1 ft.	Shallow	Ground cover, for color accents and entry areas.	Bright green small leaflets, small yellow profuse flowers in late spring-early summer.	Takes sun, drought, poor soils. Tolerates rocky soils.
St. Johnswort <i>Hypericum calycinum</i>		Fast	n/a	to 12"	Moderate	Ground cover, good in sun or shade.	Bright yellow flowers, light green 4" oblong leaves.	Tough, dense-growing ground cover for sun or shade. Can be invasive.
* Juniper <i>Juniperus x variety</i> (Native Plant)		Slow	Varies	Varies	Varies	Can be used as ground cover.	Evergreen	Form varies by variety.
* Catmints/Catnips <i>Nepeta x faassenii</i> .		Fast	1ft.	2ft.	Shallow	For ground cover.	Gray green foliage spreading mound.	Aromatic foliage.
* Evening Primrose <i>Oenothera x variety</i>		Fast	Varies	Varies	Shallow	Ground cover, good in sun.	White, pink or yellow flowers.	Plants succeed in tough places Can be invasive.
African Daisy <i>Osteospermum fruticosum</i>		Fast	18"	to 18"	Shallow	Ground cover in planters and near paved areas.	Large daisy-like flowers, white to lavender, Nov-May.	Xlnt. in sunny warm areas. Needs summer water to look good.

Common Name Botanical Name	Form (Images not to Scale)	Growth Rate	Diameter @ 15 yrs.	Height @ 15 yrs.	Root System	Uses & Characteristics	Type/Fruit & Flower/Fall Color	Remarks
Japanese Spurge <i>Pachysandra terminalis</i>		Moderate	2 ft.	6"	Shallow	Small-scale ground cover for shady areas.	Shiny dark green leaves, white flowers on 12" spikes in summer.	Plant in shady areas where other ground covers won't grow.
Knotweed <i>Polygonum capitatum</i>		Fast	18"	6"	Shallow	Ground cover for small confined areas or large waste areas.	Leaves tinged pink, flowers also pink.	Sturdy, reliable, sun-loving low ground covers. Can be invasive.
Cinquefoil <i>Potentilla tabernaemontani</i>		Fast	n/a	6-12"	Shallow	Ground Cover. Good lawn substitute.	Small light green leaf, small yellow flowers in summer-fall.	Needs regular summer watering, may need some shade in hot locations.
* Germander <i>Teucrium aroanum</i>		Fast	4"	to 24"	Shallow	Groundcover for sun tolerates some shade.	Pink flowers gray foliage Blooms all summer.	Needs good drainage.
Thyme <i>Thymus x variety</i>		Fast	3"	12"	Shallow	Ground cover. Can be a lawn substitute.	Pink flowers.	Aromatic foliage.
Verbena <i>Verbena peruviana</i>		Fast	4 ft.	6"	Shallow	Ground cover in hot locations, drought tolerant.	Leaves sage-like dark green, flowers in reds, pinks and rose tones.	Spreads rapidly, needs heat and sun to thrive.
Speedwell <i>Veronica repens</i>		Fast	2"	to 18"	Shallow	Groundcover for sun tolerates some shade.	Lavender to white flowers in spring.	Tolerates some shade.
Dwarf Periwinkle <i>Vinca minor</i>		Fast	n/a	12"	Shallow	Good ground cover for shady areas.	Light green 3" oblong leaves, 1" blue flowers in summer.	Xlnt. in large plantings, in shade areas and woodland landscapes.





Common Name Botanical Name	Form (Images not to Scale)	Growth Rate	Diameter @ 15 yrs.	Height @ 15 yrs.	Root System	Uses & Characteristics	Type/Fruit & Flower/Fall Color	Remarks
* California Fuchsia <i>Zauschneria x variety</i> (<i>Epilobium</i>) (Native Plant)		Fast	Varies	Varies	Varies	Habit varies by subspecies.	Orange to red trumpet flowers.	Can die back in winter.






Common Name Botanical Name	Form (Images not to Scale)	Growth Rate	Diameter @ 15 yrs.	Height @ 15 yrs.	Root System	Uses & Characteristics	Type/Fruit & Flower/Fall Color	Remarks
-------------------------------	-------------------------------------	----------------	-----------------------	------------------------	----------------	---------------------------	--------------------------------------	---------





Shrubs to 3 ft. high:

Glossy Abelia <i>Abelia grandiflora 'Prostrata'</i>		Fast	4 ft.	2 ft.	Medium	For ground cover, on banks, by pavements.	Small green 1/2" leaves, flowers pink to white May to October.	Useful, durable shrub needs average water.
Blue Lily-of-the-Nile <i>Agapanthus africanus</i>		Fast	2 ft.	3 ft.	Medium	Use for accent for flower color, contrasting foliage.	Sword-like leaves, large blue flowers on spikes.	Good reliable performer, good in small planters, near walkways.
* Licorice Mint <i>Agastache rupestris</i>		Fast	18"	2 ft.	Medium	Small perennial bush.	Orange flowers, silver gray foliage.	Outstanding garden performance.
* Manzanita <i>Arctostaphylos 'Emerald Carpet'</i> (Native Plant)		Slow	to 5 ft.	1-2 ft.	Medium	Ground cover in dray areas, for accent, native plantings.	1/2' bright green leaves, small pink flowers March-April.	Xlnt. native ground cover, needs good drainage, regular summer water.
* Australian Saltbush <i>Atriplex semibaccata</i>		Fast	to 3 ft.	1 ft.	Medium	Ground cover for arid conditions.	Silver-gray foliage.	Fire resistant, xlnt. on hillsides in dry conditions.
* Dwarf Coyote Bush <i>Baccharis pilularis</i> (Native Plant)		Moderate	to 6 ft.	to 2 ft.	Medium	Xlnt. small shrub/ground cover, with remarkable adaptation for difficult sites.	Evergreen. Small dark green leaves, green-white flowers in late spring.	Plant in full sun. Takes heat, drought. One of the best for arid sites.
* California Lilac <i>Ceanothus x variety</i>		Varies	Varies	Varies	Varies	Can be used as a shrub.	Spring flower. Generally evergreen.	Short lifespans 5-10 years. Requires good drainage.

* Indicates low water use plant

Common Name Botanical Name	Form (Images not to Scale)	Growth Rate	Diameter @ 15 yrs.	Height @ 15 yrs.	Root System	Uses & Characteristics	Type/Fruit & Flower/Fall Color	Remarks
* Orchid Rockrose <i>Cistus purpureus</i>		Moderate	6 ft.	2-3 ft.	Shallow	Xlnt. in hot sites, use for flower color, ground cover.	Evergreen. Sage-like leaves, flower colors in red, white, pink lavender.	Takes drought, takes heat, use in hot locations.
Kirk's Coprosma <i>Coprosma kirkii</i>		Moderate	3 ft.	2-3 ft.	Medium	Spreading shrub, useful as a ground cover, in hillside locations.	Small yellow- green leaves.	Tolerates a wide range of soils, some shade, good for erosion control.
* Rockspray Cotoneaster <i>Cotoneaster microphyllus</i>		Moderate	8 ft.	3 ft.	Medium	Xlnt. for dry slopes, rock gardens. Good for soil erosion control.	Evergreen. Very small leaves, small showy red berries in winter.	Solid plant for dry areas. Good ground cover, plant in areas where it can spread-out.
Fortnight Lily <i>Diectes vegeta</i>		Moderate	2 ft.	3 ft.	Shallow	Good accent, near paved areas at building entries.	Evergreen. Iris-like foliage and flowers. Flowers in summer.	Good as an accent. Plant in groups, clean growth habits.







Common Name Botanical Name	Form (Images not to Scale)	Growth Rate	Diameter @ 15 yrs.	Height @ 15 yrs.	Root System	Uses & Characteristics	Type/Fruit & Flower/Fall Color	Remarks
Aaron's Beard, Creeping St. Johnswort <i>Hypericum calycinum</i>		Moderate	2 ft.	1 ft.	Shallow	Xlnt. ground cover, for planters and landscaped areas, for erosion control.	3" bright yellow flowers, 2" leaves.	Takes poor soils, arid conditions, good ground cover in hot locations.
* Juniper <i>Juniperus x variety</i> (Native Plant)		Slow	Varies	Varies	Varies	Can be used as small shrub.	Evergreen	Form varies by variety.
* Creeping Mahonia <i>Mahonia repens</i> (Native Plant)		Moderate	5 ft.	3 ft.	Moderate	Good large ground cover, for accents.	Holly-like leaves with bright yellow flowers April-June with blue berries in small clusters.	Tolerates arid conditions, poor soils, sun partial shade.
Rosemary <i>Rosmarinus officinalis</i> 'Prostratus'		Moderate	6 ft.	2 ft.	Shallow	Ground cover in hot locations, on walls and embankments.	Narrow aromatic green leaflets, small clusters of lavender flowers in winter, spring.	Takes hot sun and poor soils, needs good drainage with little or no watering in summer.
Sweet Box <i>Sarcococca hookeriana humilis</i>		Slow	12 ft.	1-2 ft.	Shallow	Grows on shady areas, under overhangs, entry ways and under low branching trees.	½-3/4" dark green pointed leaves, fragrant tiny white flowers in spring.	Needs rich soils and average garden watering. Outstanding in shady spots.







Common Name Botanical Name	Form (Images not to Scale)	Growth Rate	Diameter @ 15 yrs.	Height @ 15 yrs.	Root System	Uses & Characteristics	Type/Fruit & Flower/Fall Color	Remarks
Spreading English Yew <i>Taxus baccata 'Repandens'</i>		Slow	5 ft.	2 ft.	Moderate	For foundation plantings, low hedge, as accent.	Pine-like foliage, fleshy red acorn-like fruit.	Takes sun or shade, avoid hot sites. Takes most conditions except alkaline or acid soils.
Germander <i>Teucrium chamaedrys</i>		Moderate	2 ft.	1 ft.	Shallow	For small-scale ground covers, as accent, low hedge, pavement edging.	3/4" small dark green leaves, flowers in summer on spikes, red, purple or white.	Takes heat, poor soils, arid conditions. Needs good drainage.
Star Jasmine <i>Trachelospermum jasminoides</i>		Fast	5 ft.	3 ft.	Moderate	For ground cover, as a bank cover, for erosion control.	2" dark green oblong leaves, 1" white fragrant flowers in summer.	Xlnt. 2 ft high ground cover, on banks. Grows in most conditions.
* California Fuchsia <i>Zauschneria x variety (Epilobium)</i> (Native Plant)		Fast	Varies	Varies	Varies	Habit varies by variety.	Orange to red trumpet flowers.	Can die back in winter








* Indicates low water use plant







Common Name Botanical Name	Form (Images not to Scale)	Growth Rate	Diameter @ 15 yrs.	Height @ 15 yrs.	Root System	Uses & Characteristics	Type/Fruit & Flower/Fall Color	Remarks
-------------------------------	-------------------------------------	----------------	-----------------------	------------------------	----------------	---------------------------	--------------------------------------	---------

Shrubs from 3 ft. to 6 ft.
high

* Manzanita <i>Arctostaphylos densiflora</i> (Native Plant)		Slow to Moderate	10 ft.	5 ft.	Moderate	In large plantings, as a specimen, for accent flower color.	Evergreen. Small red berries, pink flowers.	XInt. in dry areas, native plantings, for flower color and form.
* Oregon Grape <i>Berberis aquifolium</i>		Moderate	5ft	3 ft.	Moderate	Good as a small accent.	Evergreen. Yellow flowers followed by purple fruit.	Good in shady woodland plantings.
* Bush Anemone <i>Carpenteria californica</i> (Native Plant)		Slow	6 ft.	6 ft.	Moderate	Use in gardens and landscapes. Showy flowers.	Evergreen. 2-4" leaves with 2-3" wide white flowers.	Good, formal looking shrub. Drought- tolerant when established.
Mirror Plant <i>Coprosma repens</i>		Fast	8 ft.	3 ft.	Moderate	Good as a small accent, large ground cover.	Evergreen. Bright green shiny leaves.	Tolerates some drought.
* Emu Bush <i>Eremophila x variety</i>		Moderate	3-5 ft.	3-5 ft.	Moderate	Good as a small accent.	Evergreen. Pale green foliage. Purplish-pink flowers followed by grape like berries.	Once established needs only occasional watering.
* Apache Plume <i>Fallugia paradoxa</i> (Native Plant)		Moderate	5 ft.	6 ft.	Moderate	Good in hot locations, background plantings.	Small, clustered lobed leaves on stems, w/ rose- like 2" white flowers, showy fruit pods.	Partially deciduous. Takes heat and drought, XInt. for erosion control.







Common Name Botanical Name	Form (Images not to Scale)	Growth Rate	Diameter @ 15 yrs.	Height @ 15 yrs.	Root System	Uses & Characteristics	Type/Fruit & Flower/Fall Color	Remarks
* Forsythia <i>Forsythia x intermedia</i>		Moderate to Fast	Varies	Varies	Moderate	Can be used as shrub or screen shrub.	Yellow flowers in later winter early spring.	Tolerates most soils.
Grevillea <i>Grevillea noelli</i>		Moderate	5 ft.	4 ft.	Moderate	In masses, accent, for low hedge.	Evergreen. Leaves needle- like, small pink and white flowers in summer.	Good smaller shrub with fine- textured foliage. Tolerates irregular summer watering.
* Pfitzer Juniper <i>Juniperus chinensis 'Pfitzeriana'</i>		Moderate	10 ft.	4 ft.	Moderate	In masses, as a large ground cover. Very reliable and durable.	Evergreen. Gray-green conifer-like foliage. Small bluish berries.	Many different varieties of junipers available. Most are very hardy and reliable.
Lantana <i>Lantana montevidensis x variety</i>		Moderate	varies by type	varies by type	Shallow	Used as a ground cover or as a shrub, depends on type. Likes moderate-dry conditions.	Evergreen. Flower colors range from purple, red, pink, white, yellow, orange.	XInt. for flower color, in accent spots, near paved areas and project entry.
* Fremont's Bush Mallow <i>Malacothamnus fremontii</i>		Moderate	6 ft.	6 ft.	Moderate	Long bloom period.	Evergreen. Pink flowers gray green foliage.	Prefers good drainage, but tolerates clay.
Monkey Flower <i>Minulus aurantiacus</i> (Native Plant)		Moderate	4 ft.	5 ft.	Moderate	For native plantings, for flower colors and as an accent plant.	Evergreen. Tubular 1-3" flowers, buff orange color.	XInt. for flower color, in accent spots, in native plantings.

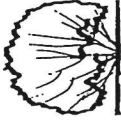
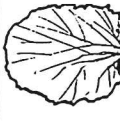

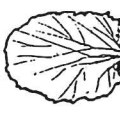

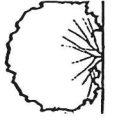
Common Name Botanical Name	Form (Images not to Scale)	Growth Rate	Diameter @ 15 yrs.	Height @ 15 yrs.	Root System	Uses & Characteristics	Type/Fruit & Flower/Fall Color	Remarks
* African Boxwood <i>Myrsine africana</i>		Moderate	5 ft.	5 ft.	Shallow	Good for low hedges, clipping into formal shapes, backgrounds, foundation plantings, narrow planting beds.	Evergreen. Small, 1/2" dark green leaves.	Smog resistant, relatively pest free. Needs annual trim/pruning to look good.
* Compact Myrtle <i>Myrtus communis 'compacta'</i>		Slow	5 ft.	5 ft.	Shallow	Low formal hedges, paved area edgings, foundation plantings.	White, fragrant 3/4" flowers with 1/2" bluish-black berries.	Requires good drainage.
Heavenly Bamboo <i>Nandina domestica x variety</i>		Slow to Moderate	4 ft.	5-6 ft.	Shallow	Use for hedge or screen, xlant. with night lighting.	Bamboo-like foliage, shiny red berries in winter.	Has a very light airy look. Needs afternoon shade in hot locations.
* Jerusalem Sage <i>Phlomis fruticosa</i>		Moderate	4 ft.	4 ft.	Moderate	Small evergreen shrub	Yellow flowers, gray green fuzzy foliage.	Not particular about soil, but needs good drainage.
* Purple Jerusalem Sage <i>Phlomis purpurea</i>		Moderate	6 ft.	6 ft.	Moderate	Small evergreen shrub.	Purplish pink flowers, gray green fuzzy foliage.	Not particular about soil, but needs good drainage.
* New Zealand Flax <i>Phormium tenax</i>		Moderate	5 ft.	5 ft.	Moderate	Good accent plant.	Sword like evergreen leaves grow into fan pattern.	Flowers once established.
* Mugo Pine <i>Pinus mugo mugo</i>		Slow	3 ft.	3 ft.	Shallow	Dwarf Pine. Good in rock gardens, as accent, in containers.	Evergreen Conifer. Dark green color.	Xlant dwarf pine. Tolerates drought, suffers in hot temps.

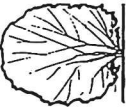




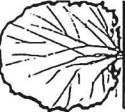
Common Name Botanical Name	Form (Images not to Scale)	Growth Rate	Diameter @ 15 yrs.	Height @ 15 yrs.	Root System	Uses & Characteristics	Type/Fruit & Flower/Fall Color	Remarks
Cape Plumbago <i>Plumbago auriculata</i>		Moderate	10 ft.	6 ft.	Shallow	Good on embankments, background and against hot walls.	Evergreen. Clusters of white to blue flowers, light green leaves.	Needs good drainage, Can suffer freeze damage, grows back quickly.
Pyracantha, Firethorn <i>Pyracantha x variety</i>		Fast	varies by variety	varies by variety	Shallow	Use as a barrier, for hedges, screens, for berry color accents.	Evergreen. Small 1" leaves, with showy red/orange berries.	Most varieties have thorns, can be clipped into topiary shapes and forms.
Indian Hawthorne <i>Raphiolepis indica</i>		Moderate	5 ft.	5 ft.	Shallow	Use for background, accent, foundation, large-scale ground covers.	Profuse flowers in spring/summer in pinks to reds. Small black berries.	Xint. small landscape shrub. One of the most widely used.
* Fuchsia-flowered Gooseberry <i>Ribes speciosum</i> (Native Plant)		Moderate	5 ft	6 ft.	Moderate	Use under trees, in native plantings, as a barrier.	Partially-deciduous. 1" leaves, maple-like, deep pink to red fuchsia-like flowers in summer.	When established, tolerates much drought and heat.
Bridal Wreath Spirea <i>Spiraea prunifolia</i>		Fast	4 ft.	6 ft.	Shallow	For accent. Flower color and low screen.	Deciduous. Vivid red fall color. Profuse small white flowers in spring.	Grows in sun or light shade, takes most soils. Needs annual pruning to flower.
Viburnum <i>Viburnum tinus</i>		Moderate	5 ft.	6 ft.	Moderate	Xint. for screening, hedges, clipped topiary use.	New stems wine red, pink buds open to white flowers Nov-Spring.	Different varieties have different growth characteristics.

Common Name Botanical Name	Form (Images not to Scale)	Growth Rate	Diameter @ 15 yrs.	Height @ 15 yrs.	Root System	Uses & Characteristics	Type/Fruit & Flower/Fall Color	Remarks
-------------------------------	-------------------------------------	----------------	-----------------------	------------------------	----------------	---------------------------	--------------------------------------	---------

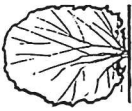
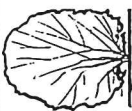




Shrubs over 6 ft. high


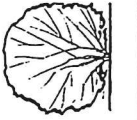



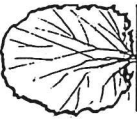
* Strawberry Tree <i>Arbutus unedo</i>		Slow to Moderate	20 ft.	25 ft.	Medium	Screen, background, accent. Takes dry conditions.	Deciduous. 3/4" strawberry like fruit, clusters of small white flowers.	Compact varieties available for lower growth.
* Manzanita <i>Arctostaphylos x variety</i> (Native Plant)		Slow	5-12 ft.	To 10 ft."	Deep	Good in native plantings.	White or pink flowers Red or brown fruit.	Leathery leaves.
Butterfly Bush <i>Buddleja davidii x variety</i>		Fast	10 ft.	10 ft.	Medium	Background or accent.	Semi-evergreen to deciduous.	Needs good drainage.
* Lemon Bottlebrush <i>Callistemon citrinus</i>		Fast	12 ft.	15 ft.	Medium	Screen, background, for hedges or as windbreak.	Evergreen. Bright crimson brush-like flowers, woody capsules, bronzy new growth.	May be damaged at 20° F or lower. Otherwise, xint. large shrub with showy flowers.
* California Lilac <i>Ceanothus 'Julia Phelps'</i> (Native plant)		Fast	7 ft.	7 ft.	Deep	Background, accent, for massing and informal hedges.	Evergreen. Blue flower spikes in warm weather.	Needs no summer water when established, consistent color.
* Western Redbud <i>Cercis occidentalis</i> (Native plant)		Slow	10 ft.	18 ft.	Deep	Use as a small tree or large shrub.	Deciduous. Showy magenta flowers in spring, red fall color.	Xint. large shrub for dry sites. Good flower color, foliage.

Common Name Botanical Name	Form (Images not to Scale)	Growth Rate	Diameter @ 15 yrs.	Height @ 15 yrs.	Root System	Uses & Characteristics	Type/Fruit & Flower/Fall Color	Remarks
* Mountain Mahogany <i>Cercocarpus betuloides</i>		Slow	12 ft.	12 ft.	Deep	Good in native plantings.	Evergreen. Shrub or tree with small white flowers.	Xlnt. large shrub for dry sites.
Flowering Quince <i>Chaenomeles x variety.</i>		Moderate	Varies	varies	Moderate	Use for screen or hedge.	Deciduous shrub.	Very easy to grow.
Mexican Orange <i>Choisya ternata</i>		Fast	8 ft.	8 ft.	Moderate	Informal hedge or screen.	Evergreen shrub with clusters of fragrant white flowers.	Needs good drainage.
* Island Bush Poppy <i>Dendromecon harfordii</i> (Native plant)		Slow	15 ft.	15 ft.	Moderate	Use in background plantings, screen, in native plantings.	Evergreen. Showy, bright yellow poppy-like flowers in summer.	Large shrub for dry sites. Do not overwater, likes dry conditions.
* Purple Hopseed Bush <i>Dodonaea viscosa 'purpurea'</i>		Fast	12 ft.	18 ft.	Moderate	Good for screening, color accent of foliage, in large areas.	Evergreen. Foliage is dark bronzy-green, seed pods are showy thru winter.	Watering determines growth rate. Several different varieties available.
* Russian Olive <i>Elaeagnus angustifolia</i>		Fast	20 ft.	20 ft.	Moderate	Good screen.	Deciduous. narrow willow like silver gray leaves. Fruit resembles miniature olives.	Takes, drought, heat, poor soils when established.

Common Name Botanical Name	Form (Images not to Scale)	Growth Rate	Diameter @ 15 yrs.	Height @ 15 yrs.	Root System	Uses & Characteristics	Type/Fruit & Flower/Fall Color	Remarks
Red Escallonia <i>Escallonia rubra</i>		Fast	10 ft.	15 ft.	Moderate	Good screen plants, as background plantings.	Evergreen. Red or crimson flowers in 1-3" spikes in summer.	Takes wind and some drought. Looks better with regular water.
* Flannel Bush <i>Fremontodendron californicum</i> <i>Fremontia</i> (Native Plant)		Fast	10 ft.	15 ft.	Shallow	In dry areas, areas with no irrigation, as a screen.	Evergreen. Leathery green leaves, 6" yellow saucer-like flowers.	Little or no summer water after established.
* Coast Silktassel <i>Garrya elliptica</i> (Native Plant)		Moderate	5 ft.	6-10 ft.	Shallow	For informal hedge, screening, grows in sun or part shade.	Evergreen. 2 1/2" long leaves, pendulous 2-4" flowers.	Good foliage plant for gardens, landscapes.
Lavender Starflower <i>Grewia occidentalis</i>		Fast	8 ft.	8 ft.	Shallow	Tall, clipped hedge, screen, bank cover.	Evergreen. 3" deep green oblong leaves, 1" star-like lavender flowers.	Likes heat or sunny locations. Can be trained as a small tree, takes wind well.
* Toyon, Calif. Holly <i>Heteromeles arbutifolia</i> (Native Plant)		Slow	10 ft.	10 ft.	Moderate	Good in native plantings, for showy foliage berries.	Evergreen. Thick, leathery 2-4" glossy green leaves, bright red berries in winter.	Tolerates arid conditions, but likes some summer water.
* Tree Mallow <i>Lavatera maritima</i>		Moderate	8 ft.	8 ft.	Moderate	Use for accent color.	Light pink flowers maple like leaves.	Needs some afternoon shade in hot locations.

* Indicates low water use plant

Common Name Botanical Name	Form (Images not to Scale)	Growth Rate	Diameter @ 15 yrs.	Height @ 15 yrs.	Root System	Uses & Characteristics	Type/Fruit & Flower/Fall Color	Remarks
Twinberry <i>Lonicera involucrata</i> (Native Plant)		Moderate	8 ft.	10 ft	Moderate	In part shade, for planting under trees; for foliage.	Evergreen. Dark green 2-5" leaves, small 1/2" tubular yellow-red flowers.	Good foliage plant in native plantings under trees. Moderately drought-tolerant.
Pacific Wax Myrtle <i>Myrica californica</i> (Native Plant)		Moderate	15 ft.	20 ft.	Moderate	Xlnt. for screen and informal hedge.	Evergreen. Glossy dark green 2-4 1/2" leaves.	One of the best looking of native plants.
* Oleander <i>Nerium oleander</i>		Moderate to Fast	varies by type	varies by type	Shallow	Reliable and consistent plant for hedges, background and accent.	Evergreen. Flower colors range from reds, yellow, pink salmon.	Poisonous flowers and foliage. Takes heat and drought.
Photinia <i>Photinia fraseri</i>		Moderate to Fast	15 ft.	12 ft.	Moderate	Good for background and for large screens.	Evergreen. White flowers in clusters in spring, red foliage.	Xlnt. large shrub resists heat and wind.
* Pittosporum <i>Pittosporum tobira</i>		Moderate	6ft.	6 ft.	Shallow	Use for screen, mass plantings, can be trained as a small tree.	Evergreen. Dark green glossy leaves, dark brown berries.	Tolerates some aridity, Can be pruned to shorter height. Very clean shrub.
* Hollyleaf Cherry <i>Prunus ilicifolia</i>		Moderate	15 ft.	20 ft.	Moderate	Use as a screen, as a hedge in large areas w/native plantings.	Evergreen. Leaves are like holly, red cherry-like berries turn to purple.	Tolerates arid conditions, can be clipped to a formal/informal hedge 3-10' high.

Common Name Botanical Name	Form (Images not to Scale)	Growth Rate	Diameter @ 15 yrs.	Height @ 15 yrs.	Root System	Uses & Characteristics	Type/Fruit & Flower/Fall Color	Remarks
* Coffeeberry <i>Rhamnus californica</i> (Native Plant)		Moderate	12 ft.	15 ft.	Moderate	Use as a hedge or screen.	Leaves 1-3" long dark green, green to red berries.	Takes heat and aridity, Some varieties have different growth characteristics.
* Sugar Bush <i>Rhus ovata</i> (Native Plant)		Moderate	6 ft.	10 ft.	Moderate	Use as a screen or informal hedge, in native plantings.	Evergreen. Glossy, leathery leaves, 2-3" long, small red berries.	Takes heat and drought.
* Red Flowering Currant <i>Ribes sanguineum</i> (Native Plant)		Moderate	8 ft	12 ft.	Moderate	Use for accent color and in screen plantings.	Deciduous. 2" leaves, maple-like, deep pink to red small flowers in summer.	Needs some afternoon shade in hot locations. Moderately drought-tolerant.
* California Wild Rose <i>Rosa californica</i>		Fast	10 ft.	10 ft.	Moderate	Good barrier plant.	Fragrant pink flowers. Red rose hips in autumn.	Prickly curving stems.
California Storax <i>Styrax officinalis</i>		Moderate	8 ft.	12 ft.	Moderate	Use for informal hedge, large screen plantings.	Evergreen. 1-2" leaves, 1" flowers in drooping clusters in June.	Takes, drought, heat, poor soils when established.
Shiny Xylosma <i>Xylosma congestum</i>		Fast	10 ft.	10 ft.	Moderate	Use as a background, screen, or for a hedge.	Shiny green 2" long leaves.	One of the best "all foliage" plants. Takes some aridity.

Additional plant species may be allowed or prohibited upon determination by the Development Services Department Director.

Note: Plant Materials Identified for Sunset Climate Zone 8