

Nicholas F. Valencia
Treasurer-Tax Collector



Christina N. Hernandez
Assistant Treasurer-Tax Collector

March 30, 2024

To: Sutter County Board of Supervisors

Re: Sutter County Investment Portfolio Report for February 29, 2024

Following is the Sutter County Investment Portfolio report as of February 29, 2024. The schedule includes all short-term, mid-term and long-term investments held at the conclusion of business on the final day of the month. The Sutter County Treasurer and Tax Collector is given authority over the pooled investment portfolio through Board delegation pursuant to Government Code §27000.1. Investment activities of the pooled treasury are governed by Government Code §53601 as incorporated in the Sutter County Investment Policy. Investment of the county's, school districts' and special districts' surplus funds start with the objective of safety of the principle to minimize possibility losses. Following safety is the liquidity objective to provide coverage of day-to-day operations and to meet contingency as they arise. The final objective is earning a reasonable return or yield on the funds invested. The Sutter County Investment Policy may be found on the Treasurer's webpage at: <https://www.suttercounty.org/government/county-departments/treasurer-tax-collector>

As Treasurer and Tax Collector, I certify that this document reflects the government agencies' pooled investments and that all investments are in compliance with the County of Sutter Investment Policy.

The combined cash and investments in the county treasury total \$466,578,293.86 and will provide sufficient cash flow liquidity to meet estimated pooled treasury expenditures for the next six months.

Invested treasury funds total \$459,762,349.76 with \$130,675,232.87 under the management of the Local Agency Investment Fund, California Asset Management Program, CalTRUST, and Money Market Mutual Funds with Five Star Bank. The Bank of New York, which provides third-party safekeeping services to Sutter County, provides market value data. The dollar-weighted average maturity of invested funds is 535 days.

Investments are selected based on criteria contained in the Sutter County Investment Policy, which emphasizes safety, liquidity, yield, and diversification. Therefore, the interest rates will fluctuate, and the types of investments will vary depending upon county needs and market availability on a particular day.

Respectfully submitted,

A handwritten signature in blue ink that reads "Nicholas Valencia".

Nicholas F. Valencia
Treasurer-Tax Collector

**SUTTER COUNTY
INVESTMENT PORTFOLIO
February 29, 2024**



TREASURY		INSTITUTION/BRANCH	CUSIP	BOOK VALUE	MARKET VALUE	PAR VALUE	DATE INVESTED	DATE MATURES	TOTAL DAYS INVESTED	LUKRENI YIELD	RATE
NUMBER	MANAGED FUNDS										
2023-00A		CAMP	0	84,907,505.86	84,907,505.86	84,907,505.86	N/A	N/A	N/A	5.50000%	5.50000%
2023-00B		LAIF-STATE POOL/SAC	0	2,562,933.54	2,562,933.54	2,562,933.54	N/A	N/A	N/A	4.00000%	4.00000%
2023-00C		LAIF-STATE POOL/SAC (Cometary)	0	4,039,493.26	4,039,493.26	4,039,493.26	N/A	N/A	N/A	4.00000%	4.00000%
2023-00D		FIVE STAR BANK MONEY MARKET	0	6,102,281.04	6,102,281.04	6,102,281.04	N/A	N/A	N/A	4.50000%	4.50000%
2023-00E		CALTRUST	0	33,063,019.17	33,063,019.17	33,063,019.17	N/A	N/A	N/A	5.47000%	5.47000%
TOTAL MANAGED FUNDS				130,675,232.87	130,675,232.87	130,675,232.87					
AGENCIES NOTES											
2020-169		FEDERAL FARM CREDIT BANK (FFCB)	3133EMBE1	1,999,930.98	1,992,040.00	2,000,000.00	09/30/20	03/28/24	1,275	0.30000%	0.30000%
20196		FEDERAL FARM CREDIT BANK (FFCB)	3133EMGF3	1,999,839.08	1,979,120.00	2,000,000.00	11/16/20	05/16/24	1,277	0.35000%	0.35000%
22047		FREDDIE MAC (FHLMC)	3134GXWD2	2,000,000.00	1,983,860.00	2,000,000.00	06/21/22	06/21/24	731	2.87000%	2.85000%
20224		FANNIE MAE (FNMA)	3135GAC25	4,000,000.00	3,937,720.00	4,000,000.00	12/24/20	06/24/24	1,278	0.31000%	0.31000%
20221		FREDDIE MAC (FHLMC)	3134GXJL4	4,000,000.00	3,932,360.00	4,000,000.00	12/28/20	06/28/24	1,278	0.33000%	0.32000%
22121		FREDDIE MAC (FHLMC)	3134GY2M3	5,000,000.00	4,996,700.00	5,000,000.00	11/29/22	08/28/24	639	5.00000%	5.00000%
21089		FEDERAL HOME LOAN BANK (FHLB)	3130ANTP5	2,000,000.00	1,949,560.00	2,000,000.00	09/16/21	09/16/24	1,096	0.51000%	0.50000%
20222		FREDDIE MAC (FHLMC)	3134GXJK1	4,000,000.00	3,885,880.00	4,000,000.00	12/30/20	09/30/24	1,370	0.37000%	0.36000%
21113		FEDERAL HOME LOAN BANK (FHLB)	3130APQ10	2,000,000.00	1,942,240.00	2,000,000.00	11/18/21	11/18/24	1,096	1.03000%	1.00000%
2020-110		FEDERAL HOME LOAN BANK (FHLB)	3130AJ577	1,000,000.00	961,660.00	1,000,000.00	07/08/20	01/08/25	1,645	0.68000%	0.65000%
2020-123		FEDERAL HOME LOAN BANK (FHLB)	3130APRD9	2,000,000.00	1,912,820.00	2,000,000.00	11/16/21	05/16/25	1,277	1.08000%	1.03000%
22029		FANNIE MAE (FNMA)	3136G4Z77	4,000,000.00	3,780,200.00	4,000,000.00	07/21/20	07/21/25	1,826	0.74000%	0.70000%
2020-185		FEDERAL HOME LOAN BANK (FHLB)	3130ARRX1	5,000,000.00	4,950,550.00	5,000,000.00	04/25/22	07/25/25	1,187	3.53000%	3.50000%
2020-136		FANNIE MAE (FNMA)	3136G4D75	4,000,000.00	3,766,120.00	4,000,000.00	07/30/20	07/29/25	1,825	0.69000%	0.65000%
2020-134		FANNIE MAE (FNMA)	3136G4G31	4,000,000.00	3,773,280.00	4,000,000.00	07/30/20	07/28/25	1,734	0.53000%	0.50000%
2020-140		FANNIE MAE (FNMA)	3136G4G98	2,000,000.00	1,881,220.00	2,000,000.00	08/12/20	08/12/25	1,826	0.64000%	0.60000%
2020-141		FREDDIE MAC (FHLMC)	3134GWKL9	2,000,000.00	1,883,000.00	2,000,000.00	08/12/20	08/12/25	1,826	0.60000%	0.56000%
2020-137		FANNIE MAE (FNMA)	3136G4C43	4,000,000.00	3,766,280.00	4,000,000.00	08/14/20	08/14/25	1,826	0.64000%	0.60000%
2020-149		FANNIE MAE (FNMA)	3136G4H71	1,999,869.44	1,877,040.00	2,000,000.00	08/18/20	08/18/25	1,826	0.53000%	0.50000%
2020-150		FANNIE MAE (FNMA)	3136G4N74	2,000,000.00	1,879,100.00	2,000,000.00	08/21/20	08/21/25	1,826	0.60000%	0.56000%
2020-159		FEDERAL FARM CREDIT BANK (FFCB)	3133EL4W1	3,998,671.81	3,761,920.00	4,000,000.00	09/04/20	08/25/25	1,816	0.65000%	0.61000%
20228		FANNIE MAE (FNMA)	3135G05X7	1,998,692.14	1,873,460.00	2,000,000.00	12/24/20	08/25/25	1,705	0.40000%	0.37500%
2020-155		FANNIE MAE (FNMA)	3136G4X32	2,000,000.00	1,879,040.00	2,000,000.00	08/26/20	08/26/25	1,826	0.64000%	0.60000%
21082		FEDERAL HOME LOAN BANK (FHLB)	3130ANPE4	2,000,000.00	1,874,320.00	2,000,000.00	08/26/21	08/26/25	1,461	0.74000%	0.70000%
2020-161		FREDDIE MAC (FHLMC)	3134GWP75	2,000,000.00	1,869,660.00	2,000,000.00	09/30/20	09/30/25	1,826	0.67000%	0.62500%
2020-168		FREDDIE MAC (FHLMC)	3135G06B4	2,000,000.00	1,862,240.00	2,000,000.00	10/22/20	10/22/25	1,826	0.60000%	0.50000%
2020-180		FANNIE MAE (FNMA)	3134GWW51	2,000,000.00	1,874,900.00	2,000,000.00	09/30/20	09/30/25	1,826	0.53000%	0.50000%
2020-179		FREDDIE MAC (FHLMC)	3134GWVZ6	4,000,000.00	3,729,960.00	4,000,000.00	10/27/20	10/27/25	1,826	0.60000%	0.56000%
20190		FANNIE MAE (FNMA)	3136G46N8	4,000,000.00	3,723,600.00	4,000,000.00	11/02/20	10/29/25	1,822	0.64000%	0.60000%
20197		FREDDIE MAC (FHLMC)	3134GXGXS1	4,000,000.00	3,721,760.00	4,000,000.00	11/25/20	11/25/25	1,826	0.64000%	0.60000%
20198		FREDDIE MAC (FHLMC)	3135EMJCT	4,000,000.00	3,723,440.00	4,000,000.00	11/25/20	11/25/25	1,826	0.67000%	0.62500%
20204		FEDERAL FARM CREDIT BANK (FFCB)	3133EMJCT	4,000,000.00	3,718,600.00	4,000,000.00	12/01/20	12/01/25	1,826	0.60000%	0.56000%
20201		FREDDIE MAC (FHLMC)	3134GXDM3	4,000,000.00	3,720,560.00	4,000,000.00	12/01/20	12/01/25	1,826	0.67000%	0.62000%
21118		FEDERAL FARM CREDIT BANK (FFCB)	3133ENFR6	4,250,000.00	4,006,050.00	4,250,000.00	12/01/21	12/01/25	1,461	1.42000%	1.34000%
20219		FEDERAL HOME LOAN BANK (FHLB)	3130AKJRB	4,000,000.00	3,711,280.00	4,000,000.00	12/16/20	12/16/25	1,826	0.61000%	0.57000%
20217		FEDERAL FARM CREDIT BANK (FFCB)	3135EMKT8	4,000,000.00	3,710,980.00	4,000,000.00	12/11/20	12/11/25	1,826	0.58000%	0.54000%
20212		FANNIE MAE (FNMA)	3135G06K4	2,000,000.00	1,851,640.00	2,000,000.00	12/17/20	12/17/25	1,826	0.70000%	0.65000%
20227		FEDERAL FARM CREDIT BANK (FFCB)	3133EMLR1	4,000,000.00	3,704,920.00	4,000,000.00	12/24/20	12/23/25	1,825	0.54000%	0.50000%
20231		FANNIE MAE (FNMA)	3135G06Q1	6,004,797.37	5,545,260.00	6,000,000.00	12/30/20	12/30/25	1,826	0.69000%	0.64000%
22004		FEDERAL FARM CREDIT BANK (FFCB)	3133ENLDO	4,000,000.00	3,766,560.00	4,000,000.00	01/26/22	01/26/26	1,461	1.62000%	1.53000%
23016		FREDDIE MAC (FHLMC)	3134GYFR8	3,000,000.00	2,991,420.00	3,000,000.00	02/17/23	02/17/26	1,096	5.16000%	5.15000%
23025		FEDERAL HOME LOAN BANK (FHLB)	3130AUSP0	5,000,000.00	4,967,700.00	5,000,000.00	02/08/23	05/08/26	1,185	5.03000%	5.00000%

**SUTTER COUNTY
INVESTMENT PORTFOLIO
February 29, 2024**



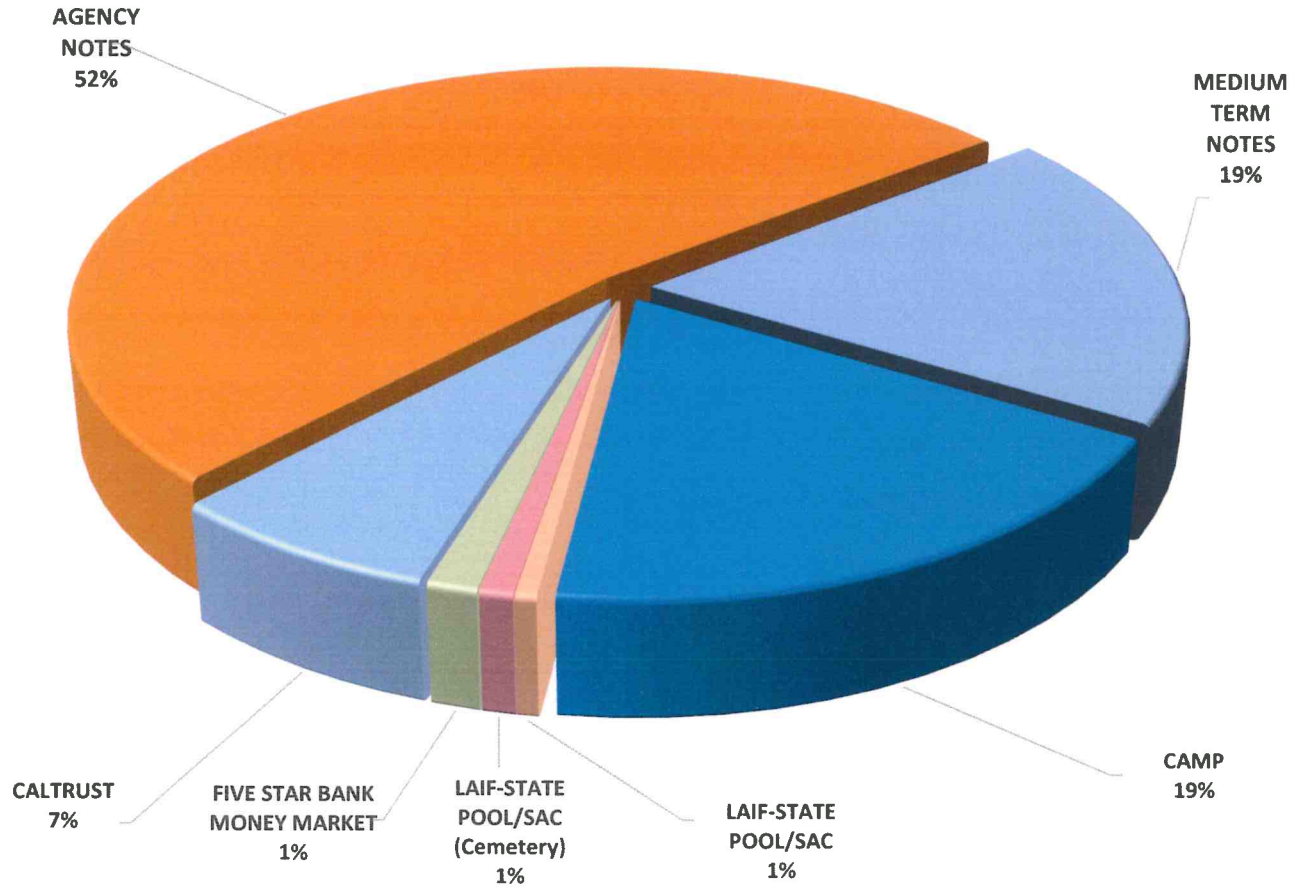
TREASURY	NUMBER	INSTITUTION/BRANCH	CUSIP	BOOK VALUE	MARKET VALUE	PAR VALUE	DATE		TOTAL DAYS	CURRENT YIELD RATE	
							INVESTED	MATURES		INVESTED	RATE
	21050	FEDERAL HOME LOAN BANK (FHLB)	3130AMKB7	4,000,000.00	3,688,600.00	4,000,000.00	05/26/21	05/26/26	1,826	1.140000%	1.050000%
	21052	FEDERAL HOME LOAN BANK (FHLB)	3130AMMC2	3,000,000.00	2,754,840.00	3,000,000.00	06/08/21	06/08/26	1,826	0.990000%	0.910000%
	21054	FEDERAL HOME LOAN BANK (FHLB)	3130AMPJ5	2,000,000.00	1,836,540.00	2,000,000.00	06/16/21	06/16/26	1,826	1.030000%	0.950000%
	21129/21132	FEDERAL FARM CREDIT BANK (FFCB)	3133ENHV5	4,000,000.00	3,709,040.00	4,000,000.00	12/22/21	06/22/26	1,643	1.500000%	1.390000%
	21066	FEDERAL HOME LOAN BANK (FHLB)	3130AMT28	2,000,000.00	1,836,060.00	2,000,000.00	06/30/21	06/30/26	1,826	1.090000%	1.000000%
	21085	FEDERAL FARM CREDIT BANK (FFCB)	3133EM377	3,998,398.14	3,636,960.00	4,000,000.00	09/01/21	09/01/26	1,826	0.960000%	0.870000%
	21090	FEDERAL HOME LOAN BANK (FHLB)	3130ANRR3	4,000,000.00	3,643,360.00	4,000,000.00	09/17/21	09/17/26	1,826	1.100000%	1.000000%
	21127	FEDERAL HOME LOAN BANK (FHLB)	3130APVC6	3,648,925.76	3,334,348.00	4,000,000.00	12/16/21	12/16/26	1,811	1.510000%	1.375000%
	21125	FEDERAL FARM CREDIT BANK (FFCB)	3133ENHC7	4,000,000.00	3,673,040.00	4,000,000.00	12/16/21	12/14/26	1,824	1.740000%	1.600000%
	23252	FREDDIE MAC (FHLMC)	3134H1MK6	4,000,000.00	3,993,520.00	4,000,000.00	12/21/23	12/21/26	1,086	5.410000%	5.400000%
	21130	FEDERAL FARM CREDIT BANK (FFCB)	3133ENJCS	4,000,000.00	3,638,440.00	4,000,000.00	12/22/21	12/22/26	1,826	1.420000%	1.290000%
	21121	FEDERAL HOME LOAN BANK (FHLB)	3130AQSP4	2,000,000.00	1,834,800.00	2,000,000.00	12/30/21	12/30/26	1,826	1.750000%	1.610000%
	21128	FEDERAL HOME LOAN BANK (FHLB)	3130AQDD2	2,500,000.00	2,289,275.00	2,500,000.00	12/30/21	12/30/26	1,826	1.560000%	1.450000%
	22002	FEDERAL FARM CREDIT BANK (FFCB)	3133ENK34	3,965,655.34	3,664,360.00	4,000,000.00	01/12/22	01/11/27	1,825	1.600000%	1.470000%
	22003	FEDERAL HOME LOAN BANK (FHLB)	3130AQK44	4,000,000.00	3,690,680.00	4,000,000.00	01/28/22	01/28/27	1,826	1.900000%	1.750000%
	23041	FREDDIE MAC (FHLMC)	3134GYH54	2,000,000.00	1,985,960.00	2,000,000.00	02/23/23	02/23/27	1,461	5.160000%	5.125000%
	22009	FEDERAL HOME LOAN BANK (FHLB)	3130AQWCS	3,500,000.00	3,253,075.00	3,500,000.00	02/28/22	02/24/27	1,822	2.210000%	2.050000%
	22026	FEDERAL HOME LOAN BANK (FHLB)	3130ARJH5	3,991,532.09	3,821,880.00	4,000,000.00	04/22/22	04/22/27	1,826	3.300000%	3.150000%
	22027	FEDERAL HOME LOAN BANK (FHLB)	3130ARRP8	4,000,000.00	3,867,400.00	4,000,000.00	04/28/22	04/28/27	1,826	3.360000%	3.250000%
	22028	FEDERAL HOME LOAN BANK (FHLB)	3130ARPB1	4,000,000.00	3,864,560.00	4,000,000.00	04/28/22	04/28/27	1,826	3.620000%	3.500000%
	22049	FEDERAL HOME LOAN BANK (FHLB)	3130ASFQ7	2,000,000.00	1,949,940.00	2,000,000.00	06/29/22	06/29/27	1,826	4.100000%	4.000000%
	23039	FREDDIE MAC (FHLMC)	3134GYG48	3,000,000.00	2,972,370.00	3,000,000.00	02/24/23	02/24/27	1,642	5.200000%	5.150000%
	23250	FEDERAL HOME LOAN BANK (FHLB)	3130AY6U0	4,000,000.00	3,987,440.00	4,000,000.00	12/20/23	12/20/27	1,461	5.220000%	5.200000%
	23013	FEDERAL HOME LOAN BANK (FHLB)	3130AUNND	3,000,000.00	2,970,810.00	3,000,000.00	01/30/23	01/27/28	1,823	5.300000%	5.250000%
	23014	FREDDIE MAC (FHLMC)	3134GYF31	3,000,000.00	2,979,780.00	3,000,000.00	01/30/23	01/27/28	1,823	5.130000%	5.100000%
	23015	FREDDIE MAC (FHLMC)	3134GYFC0	3,000,000.00	2,978,820.00	3,000,000.00	02/07/23	02/07/28	1,826	4.760000%	4.750000%
	23032	FEDERAL HOME LOAN BANK (FHLB)	3130AUUA0	5,000,000.00	4,935,550.00	5,000,000.00	02/09/23	02/09/28	1,826	5.070000%	5.000000%
	23040	FREDDIE MAC (FHLMC)	3134GYGU0	4,000,000.00	3,965,000.00	4,000,000.00	02/24/23	02/24/28	1,826	5.350000%	5.300000%
	23042	FEDERAL HOME LOAN BANK (FHLB)	3130AUTV6	2,000,000.00	2,000,220.00	2,000,000.00	02/24/23	02/24/28	1,826	5.500000%	5.500000%
	23044	FEDERAL HOME LOAN BANK (FHLB)	3130AUTF1	2,000,000.00	1,980,160.00	2,000,000.00	02/28/23	02/28/28	1,826	5.300000%	5.250000%
		TOTAL AGENCY NOTES		240,877,312.15	229,012,208.00	240,900,000.00					
		MEDIUM TERM NOTES									
	2020-080	CATERPILLAR FINL SERVICE (CAT)	14912L6C0	2,018,311.07	1,987,020.00	2,000,000.00	05/01/20	06/09/24	1,500	3.320000%	3.300000%
	2019-144	AIR PROD & CHEM (APD)	009158AV8	2,013,787.82	1,981,740.00	2,000,000.00	12/10/19	07/31/24	1,695	3.380000%	3.350000%
	2019-150	WALT DISNEY COMPANY (DIS)	254687FK7	1,997,344.33	1,963,820.00	2,000,000.00	12/10/19	08/30/24	1,725	1.760000%	1.750000%
	2019-122	UNITED PARCEL SERVICE (UPS)	911312B72	4,003,268.52	3,935,320.00	4,000,000.00	11/01/19	09/01/24	1,766	2.400000%	2.200000%
	21124	TOYOTA MOTOR CREDIT CORP	89235TGL3	4,026,266.80	3,917,840.00	4,000,000.00	12/15/21	10/07/24	1,027	2.040000%	2.000000%
	2019-143	ESTEE LAUDER CO. (EL)	29736RAN0	2,001,012.81	1,949,580.00	2,000,000.00	12/10/19	12/01/24	1,818	2.050000%	2.000000%
	2020-093	ORACLE CORP (ORCL)	66389XB11	2,035,943.76	1,935,900.00	2,000,000.00	06/01/20	04/01/25	1,765	2.580000%	2.500000%
	2020-075	WELLS FARGO & COMPANY (WFC)	95001D6W5	2,000,000.00	1,902,660.00	2,000,000.00	04/30/20	04/30/25	1,826	2.630000%	2.500000%
	2020	APPLE INC. (AAPL)	037833D74	2,017,257.37	1,909,340.00	2,000,000.00	12/16/20	05/11/25	1,607	1.180000%	1.125000%
	2020-096	HONEYWELL INTERNATIONAL (HON)	438516CB0	2,013,389.01	1,912,260.00	2,000,000.00	06/04/20	06/01/25	1,823	1.410000%	1.350000%
	20230	AMERICAN HONDA FINANCE (HND)	02665WDL2	4,023,868.60	3,793,240.00	4,000,000.00	12/28/20	07/08/25	1,653	1.270000%	1.200000%
	2020-153	JP MORGAN CHASE & CO (JPM)	48128GV98	2,000,000.00	1,830,680.00	2,000,000.00	09/28/20	08/28/25	1,826	0.820000%	0.750000%
	2020-166/176	AMERICAN HONDA FINANCE (HND)	02665WDN8	7,010,293.91	6,576,860.00	7,000,000.00	09/24/20	09/10/25	1,812	1.060000%	1.000000%
	20229	CATERPILLAR FINL SERVICE (CAT)	14913R2H8	4,014,710.77	3,728,200.00	4,000,000.00	12/28/20	11/13/25	1,781	0.860000%	0.800000%
	20215	BANK OF AMERICA CORP (BAC)	06048WK41	3,998,464.94	3,694,920.00	4,000,000.00	12/10/20	11/25/25	1,811	0.920000%	0.850000%
	20225	JP MORGAN CHASE & CO (JPM)	48128GV53	2,000,000.00	1,835,780.00	2,000,000.00	12/22/20	12/22/25	1,826	0.900000%	0.825000%
	21008	JOHN DEERE CAPITAL CORP (DE)	24422EVK2	3,999,901.03	3,701,560.00	4,000,000.00	02/01/21	01/15/26	1,809	0.760000%	0.700000%
	22012	PUBLIC STORAGE (PSA)	74460WA55	3,895,620.52	3,691,120.00	4,000,000.00	02/14/22	02/14/27	1,462	0.950000%	0.875000%

SUTTER COUNTY
INVESTMENT PORTFOLIO
February 29, 2024



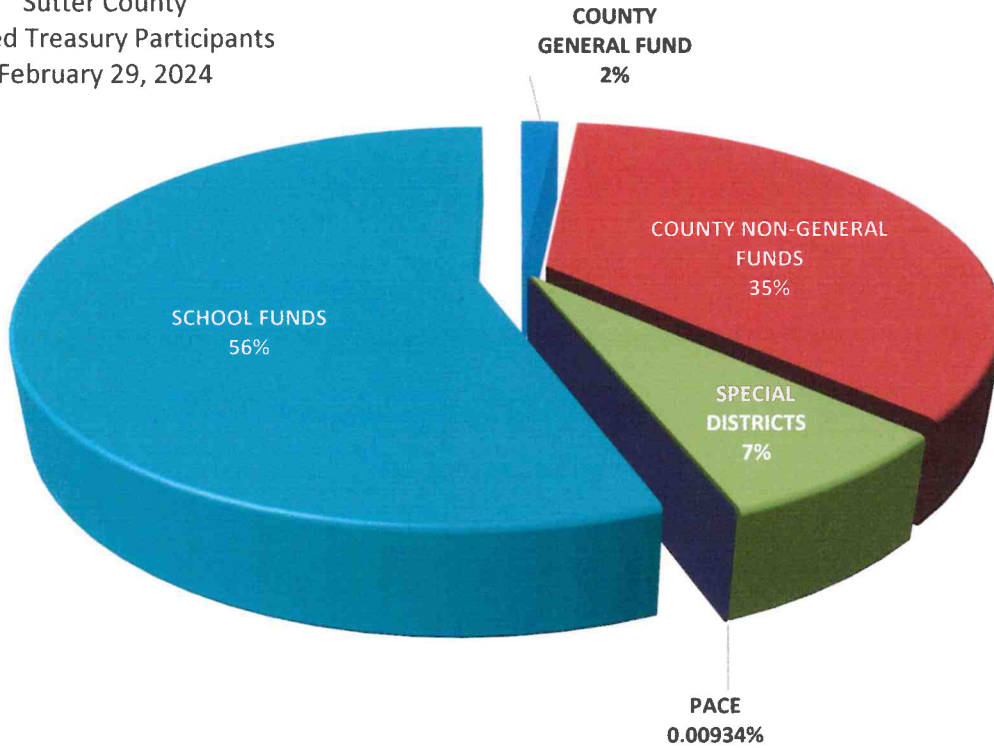
TREASURY		INSTITUTION/BRANCH	CUSIP	BOOK VALUE	MARKET VALUE	PAR VALUE	DATE INVESTED	DATE MATURES	TOTAL DAYS INVESTED	CURRENT YIELD	RATE
22037		BANK OF AMERICA CORP (BAC)	06048WV56	2,000,000.00	1,834,340.00	2,000,000.00	05/05/22	05/05/26	1,461	4.140000%	4.000000%
21063		BANK OF AMERICA CORP (BAC)	06048WM49	2,000,000.00	1,834,960.00	2,000,000.00	06/15/21	06/15/26	1,826	1.630000%	1.000000%
21081		BANK OF AMERICA CORP (BAC)	06048WN22	2,000,000.00	1,775,720.00	2,000,000.00	08/26/21	08/26/26	1,826	1.410000%	1.250000%
21106		JP MORGAN CHASE & CO (JPM)	48128G5U0	2,000,000.00	1,778,280.00	2,000,000.00	10/29/21	10/29/26	1,826	1.660000%	1.480000%
22011		HONEYWELL INTERNATIONAL (HON)	438516BL9	2,018,769.60	1,886,000.00	2,000,000.00	02/14/22	11/01/26	1,721	2.650000%	2.500000%
21120		PUBLIC STORAGE (PSA)	74460JAG4	3,490,201.11	3,189,606.90	3,495,000.00	12/03/21	11/09/26	1,802	1.640000%	1.500000%
21115		JP MORGAN CHASE & CO (JPM)	48130UZH1	4,000,000.00	3,426,320.00	4,000,000.00	11/30/21	11/30/26	1,826	1.750000%	1.500000%
22025		MASTERCARD INC	57636QAR5	2,198,821.53	3,835,560.00	4,000,000.00	04/12/22	03/26/27	1,809	3.440000%	3.300000%
22055		TSMC ARIZONA CORP	872888AF8	1,670,098.39	2,130,656.00	2,200,000.00	06/28/22	04/22/27	1,759	4.000000%	3.875000%
22056		BEVERLY HILLS CA PUBLIC FING	088006KB6	2,839,067.51	1,603,494.00	1,800,000.00	06/28/22	06/01/27	1,799	1.490000%	1.327000%
23028		3M COMPANY (MMM)	88579YAY7	1,906,308.87	2,775,870.00	3,000,000.00	02/08/23	10/15/27	1,710	3.110000%	2.875000%
23029		UNITEDHEALTH GROUP (UNH)	91324PDE9	2,991,511.06	1,877,520.00	2,000,000.00	02/08/23	10/15/27	1,710	3.140000%	2.950000%
23027		PROCTER & GAMBLE (PG)	742718FZ7	88,209,804.74	2,947,440.00	3,000,000.00	02/08/23	01/26/28	1,813	4.020000%	3.950000%
TOTAL MEDIUM TERM NOTES				88,209,804.74	83,243,596.90	88,495,000.00	AVERAGE		1,677	2.99325%	2.87989%
TOTAL POOL INVESTMENTS				459,762,349.76	442,931,037.77	460,070,232.87					

Sutter County
Pooled Investment Portfolio
February 29, 2024



	<u>BOOK VALUE</u>	<u>PERCENTAGE OF MANAGED PORTFOLIO</u>	<u>INVESTED % OF POOLED PORTFOLIO</u>	<u>AVERAGE DAYS TO MATURITY</u>	<u>AVERAGE YIELD</u>
CAMP	\$84,907,505.86	18.47%	18.63%	1	5.50%
LOCAL AGENCY INVESTMENT FUND (COUNTY)	2,562,933.54	0.56%	0.56%	1	4.00%
LOCAL AGENCY INVESTMENT FUND (CEMETERY)	4,039,493.26	0.88%		1	4.00%
MONEY MARKET MUTUAL FUND	6,102,281.04	1.33%	1.34%	1	4.50%
CALTRUST	33,063,019.17	7.19%	7.26%	1	5.47%
MEDIUM TERM NOTES	88,209,804.74	19.19%	19.36%	702	2.07%
AGENCY NOTES	<u>240,877,312.15</u>	<u>52.39%</u>	<u>52.86%</u>	<u>754</u>	<u>1.91%</u>
TOTAL MANAGED INVESTMENTS	\$459,762,349.76	100.00%	100.00%	<u>705</u>	<u>2.99%</u>
LESS: LAIF FUNDS NOT POOLED	<u>4,039,493.26</u>	<u>0.88%</u>			
TOTAL POOLED INVESTMENTS	<u>\$455,722,856.50</u>	<u>99.12%</u>	<u>100.00%</u>	<u>705</u>	<u>2.99%</u>

Sutter County
Pooled Treasury Participants
February 29, 2024



The Pooled Treasury is comprised of 357 separate funds representing the County's General Fund, County Non-General funds, special districts, school districts, and funds collected and held for the various PACE programs that are authorized by the City of Yuba City.

At the close of business February 29, 2024, pool participants' cash and investment balances consisted of the following:

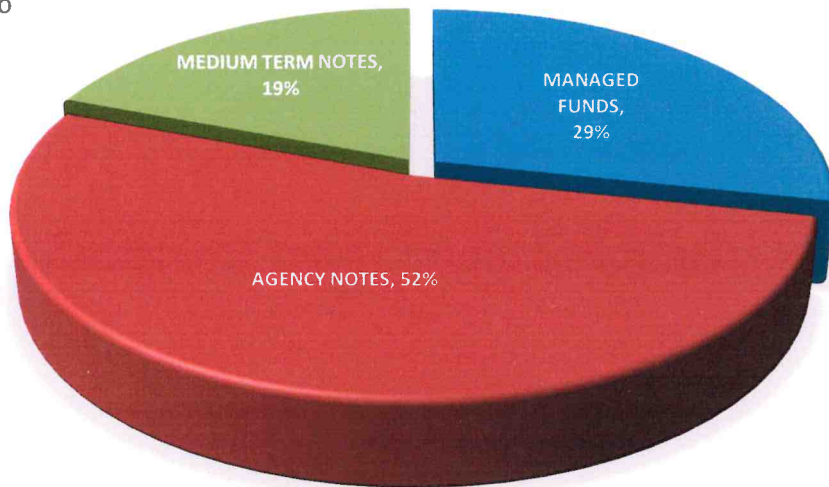
COUNTY GENERAL FUND	1.71%
COUNTY NON-GENERAL FUNDS	35.55%
SPECIAL DISTRICTS	7.08%
PACE	0.01%
SCHOOL FUNDS	<u>55.65%</u>

The pooled portfolio is comprised of three major classes of assets. As of February 29, 2024, agency notes made up 52%, medium term notes represented 19% and funds under management within the Local Area Investment Fund (LAIF), the California Asset Management Program (CAMP), Investment Trust of California (CalTRUST), and Five Star Bank completing the portfolio at 28%.

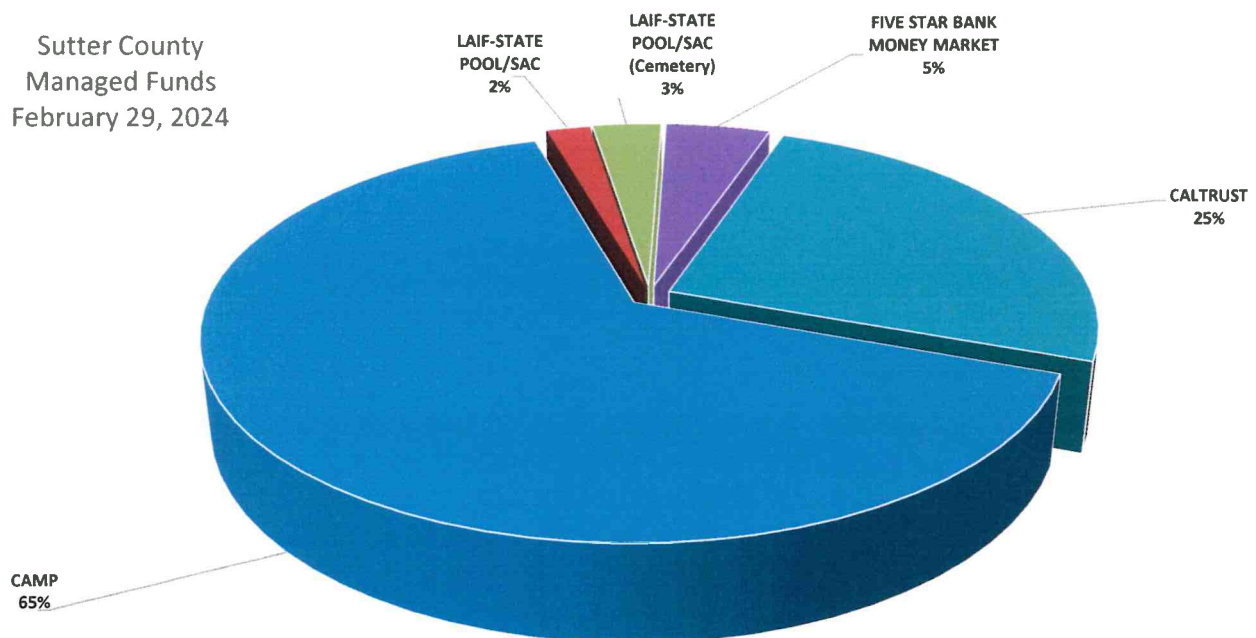
All assets are in compliance with the Sutter County Investment Policy and adhere to the requirements of California Government Code §53601-§53645 and §16429.1-§16429.3, which relate to the investing in the Local Area Investment Fund (LAIF)

Within the three major classes of assets the portfolio is further diversified, again, operating within the constraints of California Government Code and the Sutter County Investment Policy. The following charts provide a quick glance of the make-up of each category.

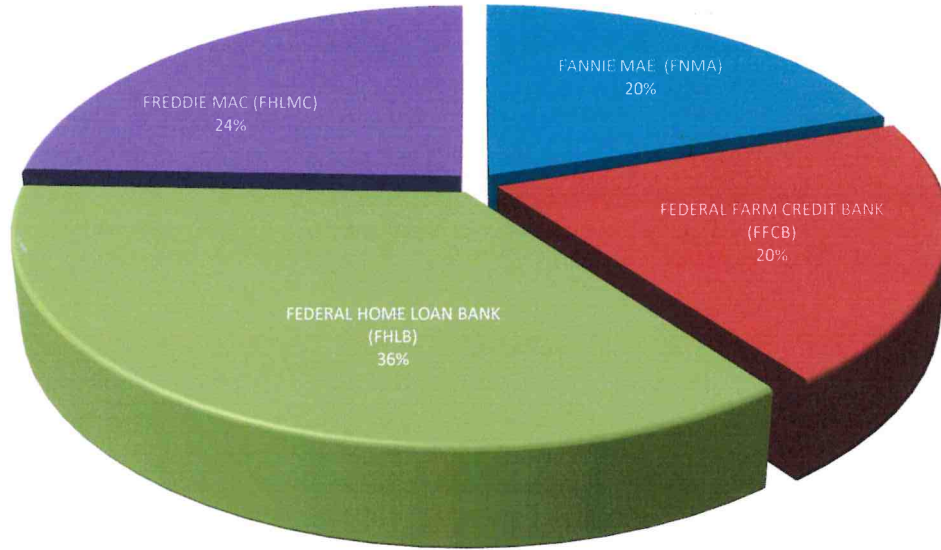
Sutter County
Investment Portfolio
Categories
February 29, 2024



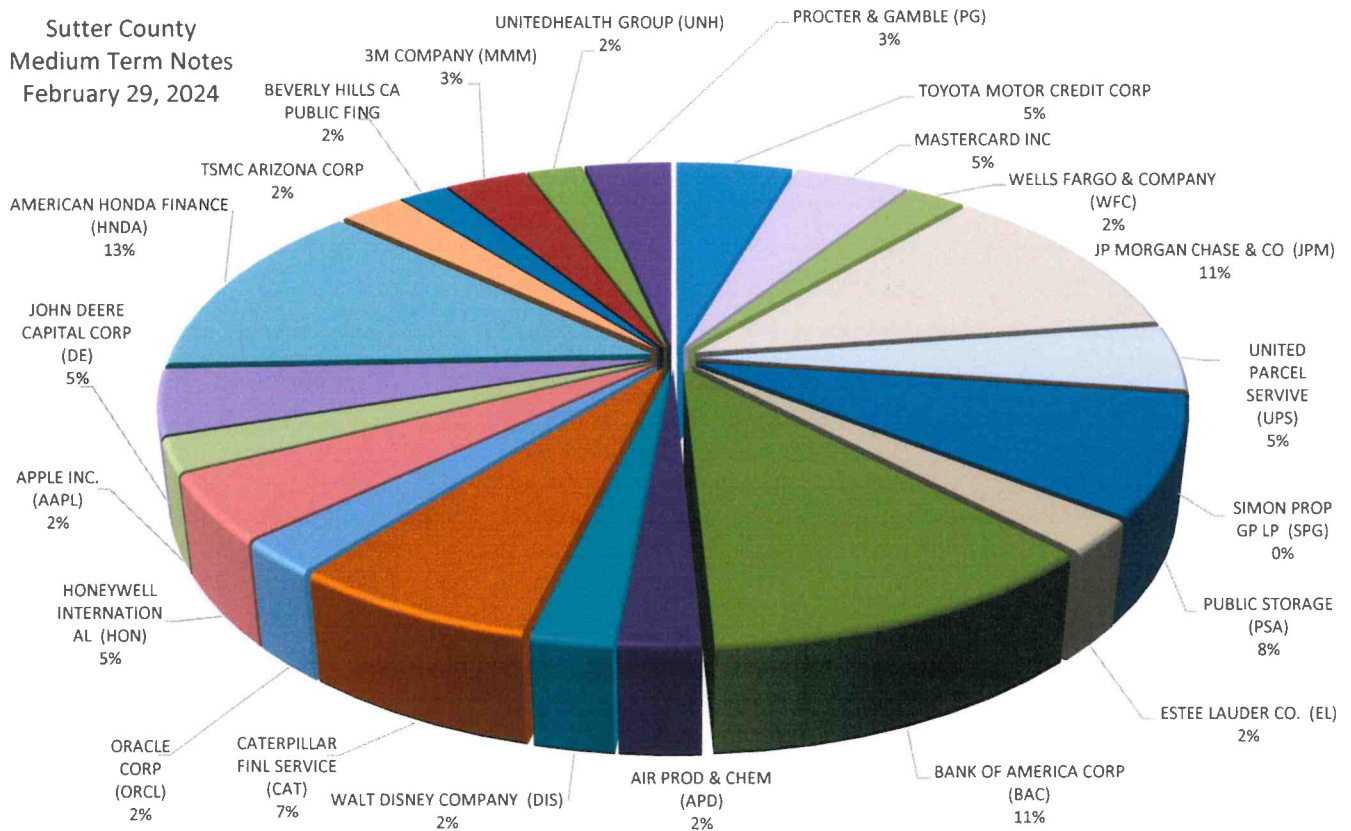
Sutter County
Managed Funds
February 29, 2024



Sutter County
Agency Notes
February 29, 2024

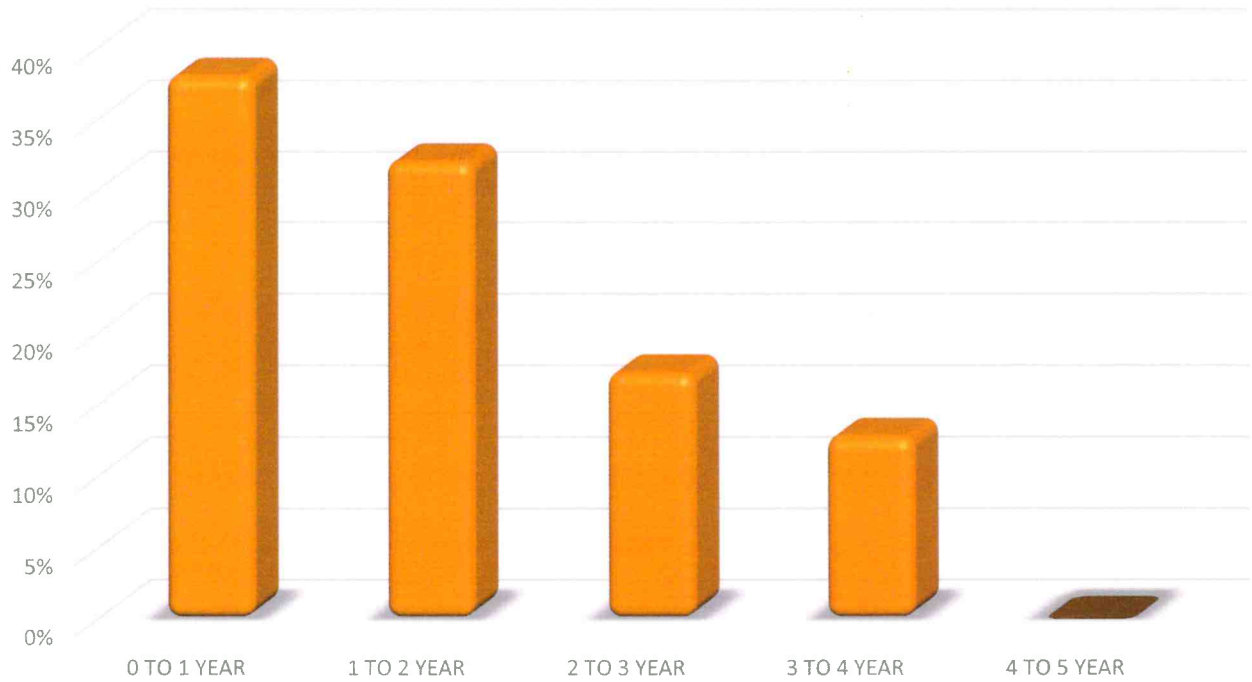


Sutter County
Medium Term Notes
February 29, 2024



All investments conform to California Government Code §56301 with maturities of no more than five years.

Sutter County Pooled Portfolio Aging February 29, 2024



Investments in the pool must have a category rating of A or better at the time of purchase, as prescribed in the Sutter County Investment Policy, with the exception of LAIF, which is authorized in GC §16429.1-§16429.3.

Sutter County Pooled Portfolio Asset Ratings February 29, 2024

