

Nicholas F. Valencia  
Treasurer-Tax Collector



Christina N. Hernandez  
Assistant Treasurer-Tax Collector

April 30, 2024

To: Sutter County Board of Supervisors

Re: Sutter County Investment Portfolio Report for March 31, 2024

Following is the Sutter County Investment Portfolio report as of March 31, 2024. The schedule includes all short-term, mid-term and long-term investments held at the conclusion of business on the final day of the month. The Sutter County Treasurer and Tax Collector is given authority over the pooled investment portfolio through Board delegation pursuant to Government Code §27000.1. Investment activities of the pooled treasury are governed by Government Code §53601 as incorporated in the Sutter County Investment Policy. Investment of the county's, school districts' and special districts' surplus funds start with the objective of safety of the principle to minimize possibility losses. Following safety is the liquidity objective to provide coverage of day-to-day operations and to meet contingency as they arise. The final objective is earning a reasonable return or yield on the funds invested. The Sutter County Investment Policy may be found on the Treasurer's webpage at: <https://www.suttercounty.org/government/county-departments/treasurer-tax-collector>

As Treasurer and Tax Collector, I certify that this document reflects the government agencies' pooled investments and that all investments are in compliance with the County of Sutter Investment Policy.

The combined cash and investments in the county treasury total \$480,025,604.81 and will provide sufficient cash flow liquidity to meet estimated pooled treasury expenditures for the next six months.

Invested treasury funds total \$477,714,368.38 with \$140,635,039.82 under the management of the Local Agency Investment Fund, California Asset Management Program, CalTRUST, and Money Market Mutual Funds with Five Star Bank. The Bank of New York, which provides third-party safekeeping services to Sutter County, provides market value data. The dollar-weighted average maturity of invested funds is 533 days.

Investments are selected based on criteria contained in the Sutter County Investment Policy, which emphasizes safety, liquidity, yield, and diversification. Therefore, the interest rates will fluctuate, and the types of investments will vary depending upon county needs and market availability on a particular day.

Respectfully submitted,

A handwritten signature in blue ink that reads "Nicholas Valencia".

Nicholas F. Valencia  
Treasurer-Tax Collector

**SUTTER COUNTY  
INVESTMENT PORTFOLIO  
March 31, 2024**



TREASURY MANAGED FUNDS	NUMBER	INSTITUTION/BRANCH	CUSIP	BOOK VALUE	MARKET VALUE	PAR VALUE	DATE INVESTED	DATE MATURES	TOTAL DAYS INVESTED	CURRENT YIELD	RATE
<b>AGENCIES NOTES</b>											
20196	2023-00A	CAMP	0	110,304,133.21	110,304,133.21	110,304,133.21	N/A	N/A	N/A	5.480000%	5.480000%
22047	2023-00B	LAIF-STATE POOL/SAC	0	57,606.13	57,606.13	57,606.13	N/A	N/A	N/A	4.300000%	4.300000%
20224	2023-00C	LAIF-STATE POOL/SAC (Cemetery)	0	4,082,120.12	4,082,120.12	4,082,120.12	N/A	N/A	N/A	4.300000%	4.300000%
20221	2023-00D	FIVE STAR BANK MONEY MARKET	0	20,922.16	20,922.16	20,922.16	N/A	N/A	N/A	4.500000%	4.500000%
21089	2023-00E	CALTRUST	0	26,170,258.20	26,170,258.20	26,170,258.20	N/A	N/A	N/A	5.410000%	5.410000%
21113		TOTAL MANAGED FUNDS		140,635,039.82	140,635,039.82	140,635,039.82			1,277		
20196	2020-110	FEDERAL FARM CREDIT BANK (FFCB)	3133EMGF3	1,999,945.97	1,986,840.00	2,000,000.00	11/16/20	05/16/24	1,277	0.350000%	0.350000%
22047	2020-111	FREDDIE MAC (FHLMC)	3134GXWD2	2,000,000.00	1,988,160.00	2,000,000.00	06/21/22	06/21/24	731	2.870000%	2.850000%
20224	2020-112	FANNIE MAE (FNMA)	3135GAC25	4,000,000.00	3,955,840.00	4,000,000.00	12/24/20	06/24/24	1,278	0.310000%	0.310000%
20221	2020-113	FREDDIE MAC (FHLMC)	3134GXJL4	4,000,000.00	3,951,560.00	4,000,000.00	12/28/20	06/28/24	1,278	0.320000%	0.320000%
21089	2020-114	FEDERAL HOME LOAN BANK (FHLB)	3134GY2M3	5,000,000.00	4,991,500.00	5,000,000.00	11/28/22	08/28/24	639	5.010000%	5.000000%
20222	2020-115	FREDDIE MAC (FHLMC)	3130ANTP5	2,000,000.00	1,984,080.00	2,000,000.00	09/16/21	09/16/24	1,096	0.510000%	0.500000%
21113	2020-116	FEDERAL HOME LOAN BANK (FHLB)	3134GXJK1	4,000,000.00	3,903,360.00	4,000,000.00	12/30/20	09/30/24	1,370	0.370000%	0.360000%
2020-110	2020-117	FEDERAL HOME LOAN BANK (FHLB)	3130APQJ0	2,000,000.00	1,947,760.00	2,000,000.00	11/18/21	11/18/24	1,096	1.030000%	1.000000%
21112	2020-118	FEDERAL HOME LOAN BANK (FHLB)	3130AJSF7	1,000,000.00	984,780.00	1,000,000.00	07/08/20	01/08/25	1,845	0.670000%	0.650000%
2020-123	2020-119	FANNIE MAE (FNMA)	3130APRD9	2,000,000.00	1,919,380.00	2,000,000.00	11/16/21	05/16/25	1,277	1.070000%	1.030000%
2020-185	2020-120	FEDERAL HOME LOAN BANK (FHLB)	3136G4ZR7	4,000,000.00	3,790,279.44	4,000,000.00	07/21/20	07/21/25	1,826	0.740000%	0.700000%
2020-136	2020-121	FANNIE MAE (FNMA)	3130ARRX1	5,000,000.00	4,957,850.00	5,000,000.00	04/25/22	07/25/25	1,187	3.530000%	3.500000%
2020-134	2020-122	FANNIE MAE (FNMA)	3136G46K4	4,000,000.00	3,776,715.96	4,000,000.00	10/28/20	07/28/25	1,734	0.530000%	0.500000%
2020-140	2020-123	FANNIE MAE (FNMA)	3136G4G31	4,000,000.00	3,773,880.00	4,000,000.00	07/30/20	07/30/25	1,826	0.640000%	0.600000%
2020-141	2020-124	FANNIE MAE (FNMA)	3136G4G98	2,000,000.00	1,886,135.60	2,000,000.00	08/12/20	08/12/25	1,826	0.590000%	0.560000%
2020-137	2020-125	FREDDIE MAC (FHLMC)	3134GXWKL9	2,000,000.00	1,885,940.00	2,000,000.00	08/12/20	08/12/25	1,826	0.640000%	0.600000%
2020-149	2020-126	FANNIE MAE (FNMA)	3136G4C43	4,000,000.00	3,775,782.64	4,000,000.00	08/14/20	08/14/25	1,826	0.690000%	0.650000%
2020-150	2020-127	FANNIE MAE (FNMA)	3136G4H71	1,999,889.38	1,882,950.96	2,000,000.00	08/14/20	08/14/25	1,826	0.530000%	0.500000%
2020-159	2020-128	FEDERAL FARM CREDIT BANK (FFCB)	3136G4N74	2,000,000.00	1,884,045.62	2,000,000.00	08/21/20	08/21/25	1,826	0.590000%	0.560000%
20228	2020-129	FANNIE MAE (FNMA)	3133EL4W1	3,998,872.25	3,786,400.00	4,000,000.00	09/04/20	09/25/25	1,816	0.650000%	0.610000%
2020-155	2020-130	FANNIE MAE (FNMA)	3135G05X7	1,998,889.52	1,878,620.00	2,000,000.00	12/24/20	08/25/25	1,705	0.400000%	0.375000%
21082	2020-131	FANNIE MAE (FNMA)	3136G4X32	2,000,000.00	1,883,898.04	2,000,000.00	08/26/20	08/26/25	1,826	0.640000%	0.600000%
2020-161	2020-132	FEDERAL HOME LOAN BANK (FHLB)	3130ANPE4	4,000,000.00	3,773,720.00	4,000,000.00	08/26/21	09/26/25	1,461	0.740000%	0.700000%
2020-168	2020-133	FREDDIE MAC (FHLMC)	3134GWP75	2,000,000.00	1,879,420.00	2,000,000.00	09/23/20	09/23/25	1,826	0.670000%	0.625000%
2020-180	2020-134	FREDDIE MAC (FHLMC)	3134GWW51	2,000,000.00	1,874,300.00	2,000,000.00	09/30/20	09/30/25	1,826	0.530000%	0.500000%
2020-179	2020-135	FANNIE MAE (FNMA)	3135G06B4	2,000,000.00	1,869,880.00	2,000,000.00	10/22/20	10/22/25	1,826	0.600000%	0.560000%
20190	2020-136	FREDDIE MAC (FHLMC)	3134GWVZ6	4,000,000.00	3,737,360.00	4,000,000.00	10/27/20	10/27/25	1,826	0.580000%	0.540000%
20197	2020-137	FANNIE MAE (FNMA)	3136G46N8	4,000,000.00	3,732,924.56	4,000,000.00	11/02/20	10/29/25	1,822	0.640000%	0.600000%
20198	2020-138	FREDDIE MAC (FHLMC)	3134GXCH5	4,000,000.00	3,730,000.00	4,000,000.00	11/25/20	11/25/25	1,826	0.640000%	0.600000%
20204	2020-139	FREDDIE MAC (FHLMC)	3134GXCS1	4,000,000.00	3,731,560.00	4,000,000.00	11/25/20	11/25/25	1,826	0.670000%	0.625000%
20201	2020-140	FEDERAL FARM CREDIT BANK (FFCB)	3133EMJCT7	4,000,000.00	3,726,760.00	4,000,000.00	12/01/20	12/01/25	1,826	0.600000%	0.560000%
21118	2020-141	FREDDIE MAC (FHLMC)	3134GXDM3	4,000,000.00	3,728,600.00	4,000,000.00	12/01/20	12/01/25	1,826	0.670000%	0.620000%
20219	2020-142	FEDERAL FARM CREDIT BANK (FFCB)	3133ENFR6	4,250,000.00	4,012,297.50	4,250,000.00	12/01/21	12/01/25	1,461	1.420000%	1.340000%
20217	2020-143	FEDERAL HOME LOAN BANK (FHLB)	3130AKJTB	4,000,000.00	3,718,520.00	4,000,000.00	12/16/20	12/16/25	1,826	0.610000%	0.570000%
20212	2020-144	FEDERAL FARM CREDIT BANK (FFCB)	3133EAKR8	4,000,000.00	3,718,360.00	4,000,000.00	12/17/20	12/17/25	1,826	0.580000%	0.540000%
20227	2020-145	FANNIE MAE (FNMA)	3135G06K4	2,000,000.00	1,855,940.00	2,000,000.00	12/17/20	12/17/25	1,826	0.700000%	0.650000%
20231	2020-146	FEDERAL FARM CREDIT BANK (FFCB)	3133EWLR1	4,000,000.00	3,713,280.00	4,000,000.00	12/24/20	12/23/25	1,826	0.540000%	0.500000%
22004	2020-147	FANNIE MAE (FNMA)	3135G06Q1	6,004,199.34	5,558,100.00	6,000,000.00	12/30/20	12/30/25	1,826	0.690000%	0.640000%
23016	2020-148	FEDERAL FARM CREDIT BANK (FFCB)	3133ENLD0	4,000,000.00	3,771,160.00	4,000,000.00	01/26/22	01/26/26	1,461	1.620000%	1.530000%
23025	2020-149	FREDDIE MAC (FHLMC)	3134GYFR8	3,000,000.00	2,993,880.00	3,000,000.00	02/17/23	05/16/26	1,096	5.160000%	5.150000%
21050	2020-150	FEDERAL HOME LOAN BANK (FHLB)	3130AUSP0	5,000,000.00	4,989,750.00	5,000,000.00	02/08/23	05/08/26	1,185	5.030000%	5.000000%
				4,000,000.00	3,702,720.00	4,000,000.00	05/26/21	05/26/26	1,826	1.130000%	1.050000%

**SUTTER COUNTY  
INVESTMENT PORTFOLIO  
March 31, 2024**



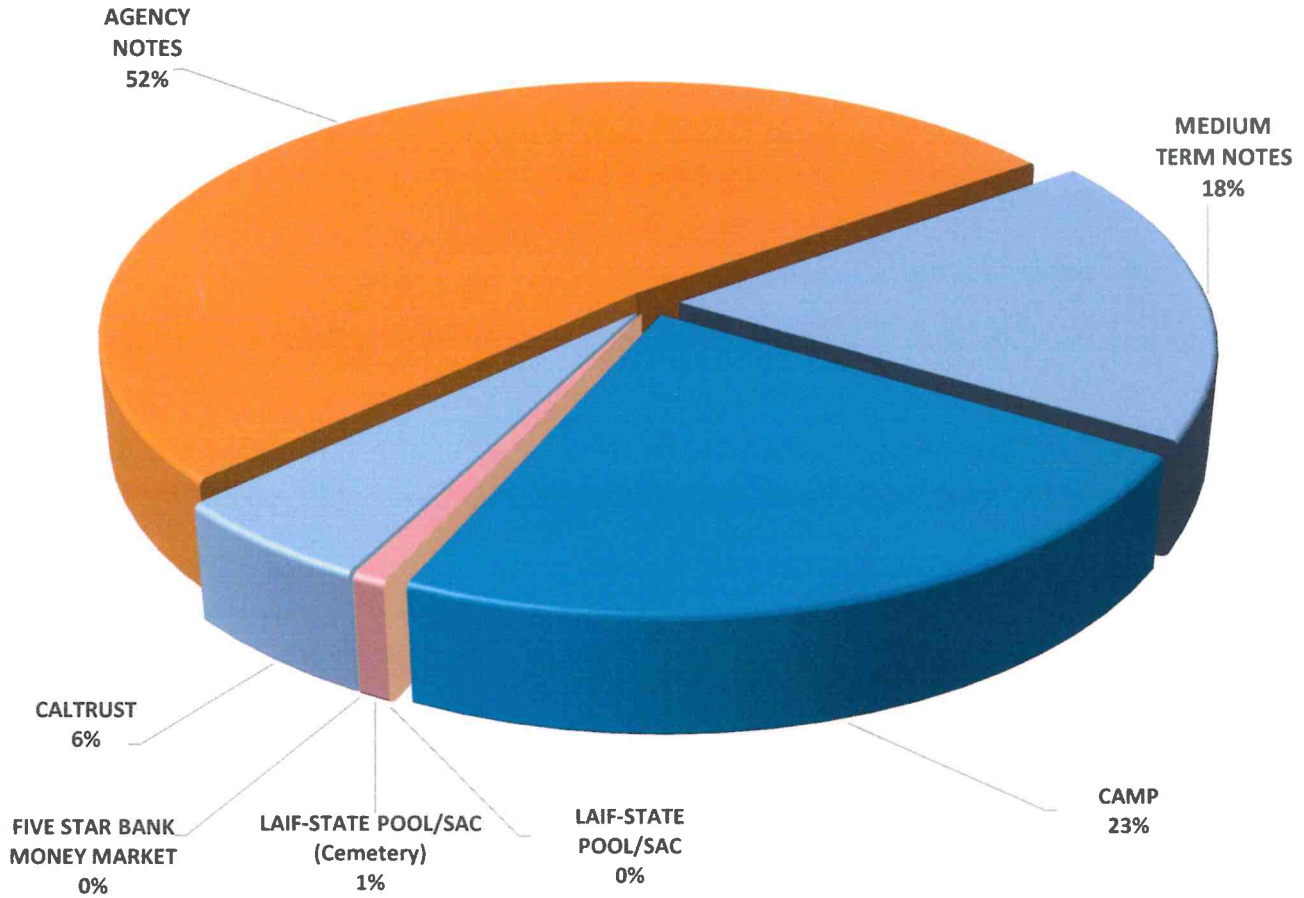
TREASURY	NUMBER	INSTITUTION/BRANCH	CUSIP	BOOK VALUE	MARKET VALUE	PAR VALUE	DATE INVESTED	DATE	MATURES	DAYS	CURRENT	
											YIELD	RATE
	21052	FEDERAL HOME LOAN BANK (FHLB)	3130AMMQ2	3,000,000.00	2,759,880.00	3,000,000.00	06/08/21	06/08/26	06/08/26	1,826	0.99000%	0.91000%
	21054	FEDERAL HOME LOAN BANK (FHLB)	3130AMPJ5	2,000,000.00	1,839,880.00	2,000,000.00	06/16/21	06/16/26	06/16/26	1,826	1.03000%	0.95000%
	21129/21132	FEDERAL FARM CREDIT BANK (FFCB)	3133ENHV5	4,000,000.00	3,714,880.00	4,000,000.00	12/22/21	06/22/26	06/22/26	1,643	1.50000%	1.39000%
	21066	FEDERAL HOME LOAN BANK (FHLB)	3130AMT28	2,000,000.00	1,843,060.00	2,000,000.00	06/30/21	06/30/26	06/30/26	1,826	1.09000%	1.00000%
	21085	FEDERAL FARM CREDIT BANK (FFCB)	3133EM3T7	3,998,547.65	3,661,200.00	4,000,000.00	09/01/21	09/01/26	09/01/26	1,826	0.95000%	0.87000%
	21090	FEDERAL HOME LOAN BANK (FHLB)	3130ANRR3	4,000,000.00	3,656,120.00	4,000,000.00	09/17/21	09/17/26	09/17/26	1,826	1.09000%	1.00000%
	21127	FEDERAL HOME LOAN BANK (FHLB)	3130APVC6	3,649,017.46	3,359,387.00	3,650,000.00	11/16/21	12/01/26	12/01/26	1,824	1.49000%	1.37500%
	21125	FEDERAL FARM CREDIT BANK (FFCB)	3133ENHC7	4,000,000.00	3,701,120.00	4,000,000.00	12/16/21	12/14/26	12/14/26	1,824	1.73000%	1.60000%
	23252	FREDDIE MAC (FHLMC)	3134HTMK6	4,000,000.00	3,994,840.00	4,000,000.00	12/11/23	12/11/26	12/11/26	1,096	5.41000%	5.40000%
	21130	FEDERAL FARM CREDIT BANK (FFCB)	3133ENJC5	4,000,000.00	3,643,880.00	4,000,000.00	12/22/21	12/22/26	12/22/26	1,826	1.42000%	1.29000%
	21121	FEDERAL HOME LOAN BANK (FHLB)	3130AQ5P4	2,000,000.00	1,836,620.00	2,000,000.00	12/30/21	12/30/26	12/30/26	1,826	1.75000%	1.61000%
	21128	FEDERAL HOME LOAN BANK (FHLB)	3130AQDD2	2,500,000.00	2,285,575.00	2,500,000.00	12/30/21	12/30/26	12/30/26	1,826	1.59000%	1.45000%
	22002	FEDERAL FARM CREDIT BANK (FFCB)	3133ENKGA	3,987,752.33	3,669,240.00	4,000,000.00	01/12/22	01/11/27	01/11/27	1,825	1.60000%	1.47000%
	22003	FEDERAL HOME LOAN BANK (FHLB)	3130AQKMA	4,000,000.00	3,696,960.00	4,000,000.00	01/28/22	01/28/27	01/28/27	1,826	1.89000%	1.75000%
	23041	FREDDIE MAC (FHLMC)	3134GYHS4	2,000,000.00	1,988,800.00	2,000,000.00	02/23/23	02/23/27	02/23/27	1,461	5.15000%	5.12500%
	22009	FEDERAL HOME LOAN BANK (FHLB)	3130AQWC3	3,500,000.00	3,263,260.00	3,500,000.00	02/28/22	02/24/27	02/24/27	1,822	2.20000%	2.05000%
	22026	FEDERAL HOME LOAN BANK (FHLB)	3130ARJH5	3,992,168.99	3,838,280.00	4,000,000.00	04/22/22	04/22/27	04/22/27	1,826	3.28000%	3.15000%
	22027	FEDERAL HOME LOAN BANK (FHLB)	3130ARRP8	4,000,000.00	3,875,160.00	4,000,000.00	04/28/22	04/28/27	04/28/27	1,826	3.35000%	3.25000%
	22028	FEDERAL HOME LOAN BANK (FHLB)	3130ARPB1	4,000,000.00	3,876,600.00	4,000,000.00	04/28/22	04/28/27	04/28/27	1,826	3.61000%	3.50000%
	22049	FEDERAL HOME LOAN BANK (FHLB)	3130ASFQ7	2,000,000.00	1,975,140.00	2,000,000.00	06/29/22	06/29/27	06/29/27	1,826	4.10000%	4.00000%
	23039	FREDDIE MAC (FHLMC)	3134GYG48	3,000,000.00	2,975,970.00	3,000,000.00	08/24/23	08/24/27	08/24/27	1,642	5.19000%	5.15000%
	23250	FEDERAL HOME LOAN BANK (FHLB)	3130AY6J0	4,000,000.00	3,991,840.00	4,000,000.00	12/20/23	12/20/27	12/20/27	1,461	5.21000%	5.20000%
	23013	FEDERAL HOME LOAN BANK (FHLB)	3130AJNND	3,000,000.00	2,976,030.00	3,000,000.00	01/30/23	01/27/28	01/27/28	1,823	5.29000%	5.25000%
	23014	FREDDIE MAC (FHLMC)	3134GYF31	3,000,000.00	2,985,270.00	3,000,000.00	01/30/23	01/27/28	01/27/28	1,823	5.13000%	5.10000%
	23015	FREDDIE MAC (FHLMC)	3134GYFQ0	3,000,000.00	2,983,230.00	3,000,000.00	02/07/23	02/07/28	02/07/28	1,826	4.78000%	4.75000%
	23032	FEDERAL HOME LOAN BANK (FHLB)	3130ALJAO	5,000,000.00	4,943,550.00	5,000,000.00	02/09/23	02/09/28	02/09/28	1,826	5.06000%	5.00000%
	23040	FREDDIE MAC (FHLMC)	3134GYGU0	4,000,000.00	3,971,480.00	4,000,000.00	02/24/23	02/24/28	02/24/28	1,826	5.34000%	5.30000%
	23042	FEDERAL HOME LOAN BANK (FHLB)	3130ALTU6	2,000,000.00	2,000,160.00	2,000,000.00	02/24/23	02/24/28	02/24/28	1,826	5.50000%	5.50000%
	23044	FEDERAL HOME LOAN BANK (FHLB)	3130AJTF1	2,000,000.00	1,983,220.00	2,000,000.00	02/28/23	02/28/28	02/28/28	1,826	5.29000%	5.25000%
	24052	FEDERAL HOME LOAN BANK (FHLB)	3130B0M55	10,000,000.00	9,986,100.00	10,000,000.00	03/28/24	03/28/29	03/28/29	1,826	5.26000%	5.25000%
		TOTAL AGENCY NOTES		248,875,283.89	237,542,334.16	248,900,000.00						
		MEDIUM TERM NOTES										
	2020-080	CATERPILLAR FINL SERVICE (CAT)	14912L6C0	2,007,961.33	1,990,480.00	2,000,000.00	05/01/20	06/09/24	06/09/24	1,500	3.32000%	3.30000%
	2019-144	AIR PROD & CHEM (APD)	009156AV8	2,007,897.25	1,984,720.00	2,000,000.00	12/10/19	07/31/24	07/31/24	1,695	3.38000%	3.35000%
	2019-150	WALT DISNEY COMPANY (DIS)	254687FK7	1,998,338.84	1,968,500.00	2,000,000.00	12/10/19	08/30/24	08/30/24	1,725	1.78000%	1.75000%
	2019-122	UNITED PARCEL SERVICE (UPS)	911312BT2	4,002,054.50	3,942,000.00	4,000,000.00	11/01/19	09/01/24	09/01/24	1,766	2.23000%	2.20000%
	21124	TOYOTA MOTOR CREDIT CORP	89236TGL3	4,017,760.47	3,927,320.00	4,000,000.00	12/15/21	10/07/24	10/07/24	1,027	2.04000%	2.00000%
	2019-143	ESTEE LAUDER CO. (EL)	29736RAN0	2,000,738.50	1,953,460.00	2,000,000.00	06/10/20	12/01/24	12/01/24	1,818	2.05000%	2.00000%
	2020-093	ORACLE CORP (ORCL)	66389XB11	2,028,786.47	1,939,460.00	2,000,000.00	06/10/20	04/01/25	04/01/25	1,765	2.58000%	2.50000%
	2020-075	WELLS FARGO & COMPANY (WFC)	9500TD6W5	2,000,000.00	1,937,900.00	2,000,000.00	04/30/20	04/30/25	04/30/25	1,826	2.56000%	2.50000%
	2020	APPLE INC. (AAPL)	037833DT4	2,014,097.57	1,914,620.00	2,000,000.00	12/16/20	05/11/25	05/11/25	1,607	1.18000%	1.12500%
	2020-096	HONEYWELL INTERNATIONAL (HON)	438516CB0	2,011,036.88	1,916,460.00	2,000,000.00	06/04/20	06/01/25	06/01/25	1,823	1.41000%	1.35000%
	20230	AMERICAN HONDA FINANCE (HND)	02865WDL2	4,024,971.23	3,800,040.00	4,000,000.00	12/28/20	07/08/25	07/08/25	1,653	1.26000%	1.20000%
	2020-153	JP MORGAN CHASE & CO (JPM)	48128GV98	2,000,000.00	1,838,524.42	2,000,000.00	08/28/20	08/28/25	08/28/25	1,826	0.82000%	0.75000%
	2020-166/176	AMERICAN HONDA FINANCE (HND)	02865WDNH8	7,008,780.59	6,590,500.00	7,000,000.00	09/24/20	09/10/25	09/10/25	1,812	1.06000%	1.00000%
	20229	CATERPILLAR FINL SERVICE (CAT)	14913R2H9	4,012,750.77	3,741,920.00	4,000,000.00	12/28/20	11/13/25	11/13/25	1,781	0.86000%	0.80000%
	20215	BANK OF AMERICA CORP (BAC)	06048WK41	3,998,685.93	3,696,920.00	4,000,000.00	12/10/20	11/25/25	11/25/25	1,811	0.92000%	0.85000%
	20225	JP MORGAN CHASE & CO (JPM)	48128GV53	2,000,000.00	1,841,905.08	2,000,000.00	12/22/20	12/22/25	12/22/25	1,826	0.90000%	0.82500%
	21008	JOHN DEERE CAPITAL CORP (DE)	24422EVL2	3,999,913.10	3,713,120.00	4,000,000.00	02/01/21	01/15/26	01/15/26	1,809	0.75000%	0.70000%
	22012	PUBLIC STORAGE (PSA)	74460WAA5	3,907,845.14	3,696,240.00	4,000,000.00	02/14/22	02/15/26	02/15/26	1,462	0.95000%	0.87500%

SUITTER COUNTY  
 INVESTMENT PORTFOLIO  
 March 31, 2024



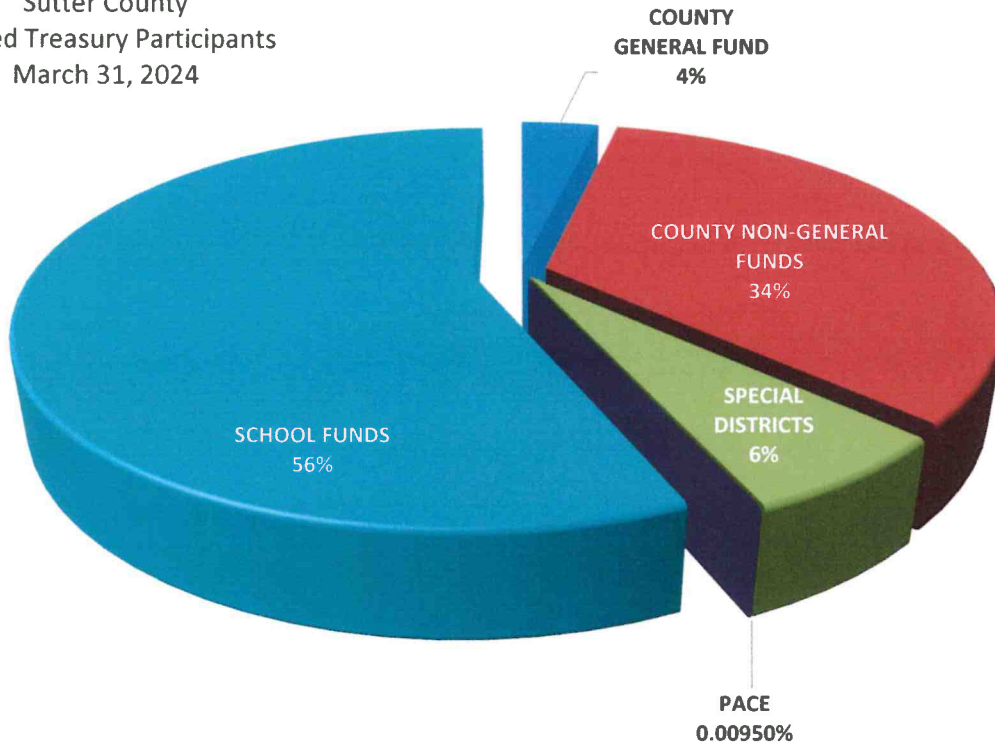
TREASURY NUMBER	INSTITUTION/BRANCH	CUSIP	BOOK VALUE	MARKET VALUE	PAR VALUE	DATE		TOTAL DAYS INVESTED	CURRENT	
						INVESTED	MATURES		YIELD	RATE
22037	BANK OF AMERICA CORP (BAC)	06048WV56	2,000,000.00	1,944,240.00	2,000,000.00	05/05/22	05/05/26	1,461	4.11000%	4.00000%
21063	BANK OF AMERICA CORP (BAC)	06048WM49	2,000,000.00	1,839,860.00	2,000,000.00	06/15/21	06/15/26	1,826	1.63000%	1.00000%
21081	BANK OF AMERICA CORP (BAC)	06048WN22	2,000,000.00	1,781,460.00	2,000,000.00	08/26/21	08/26/26	1,826	1.40000%	1.25000%
21106	JP MORGAN CHASE & CO (JPM)	48128G5U0	2,000,000.00	1,783,629.38	2,000,000.00	10/29/21	10/29/26	1,826	1.86000%	1.48000%
22011	HONEYWELL INTERNATIONAL (HON)	438516BL9	2,017,120.92	1,888,740.00	2,000,000.00	02/14/22	11/01/26	1,721	2.65000%	2.50000%
21120	PUBLIC STORAGE (PSA)	74460DAG4	3,490,619.40	3,202,503.45	3,495,000.00	12/03/21	11/09/26	1,802	1.64000%	1.50000%
21115	JP MORGAN CHASE & CO (JPM)	48130UZH1	4,000,000.00	3,426,320.00	4,000,000.00	11/30/21	11/30/26	1,826	1.75000%	1.50000%
22025	MASTERCARD INC	57636QAR5	4,018,076.29	3,850,839.96	4,000,000.00	04/12/22	03/26/27	1,809	3.43000%	3.30000%
22055	TSMC ARIZONA CORP	872888AF8	2,198,910.31	2,131,008.00	2,200,000.00	06/28/22	04/22/27	1,759	4.00000%	3.87500%
22056	BEVERLY HILLS CA PUBLIC FING	088006KB6	1,679,570.38	1,612,260.00	1,800,000.00	06/28/22	06/01/27	1,799	1.48000%	1.32700%
23028	3M COMPANY (MMM)	8857BYAY7	2,849,649.05	2,794,324.71	3,000,000.00	02/08/23	10/15/27	1,710	3.09000%	2.87500%
23029	UNITEDHEALTH GROUP (UNH)	91324PDE9	1,912,469.19	1,880,620.00	2,000,000.00	02/08/23	10/15/27	1,710	3.14000%	2.95000%
23027	PROCTER & GAMBLE (PG)	742718FZ7	2,992,030.56	2,955,720.00	3,000,000.00	02/08/23	01/26/28	1,813	4.01000%	3.95000%
	TOTAL MEDIUM TERM NOTES		<u>88,200,044.67</u>	<u>83,485,615.00</u>	<u>88,495,000.00</u>		AVERAGE	<u>1,682</u>	<u>3.11945%</u>	<u>3.01043%</u>
	TOTAL POOL INVESTMENTS		<u>477,714,388.38</u>	<u>461,862,988.98</u>	<u>478,030,039.82</u>					

Sutter County  
Pooled Investment Portfolio  
March 31, 2024



	BOOK VALUE	PERCENTAGE OF MANAGED PORTFOLIO	INVESTED % OF POOLED PORTFOLIO	AVERAGE DAYS TO MATURITY	AVERAGE YIELD
CAMP	\$110,304,133.21	23.09%	23.29%	1	5.48%
LOCAL AGENCY INVESTMENT FUND (COUNTY)	57,606.13	0.01%	0.01%	1	4.30%
LOCAL AGENCY INVESTMENT FUND (CEMETERY)	4,082,120.12	0.85%		1	4.30%
MONEY MARKET MUTUAL FUND	20,922.16	0.00%	0.00%	1	4.50%
CALTRUST	26,170,258.20	5.48%	5.53%	1	5.41%
MEDIUM TERM NOTES	88,200,044.67	18.46%	18.62%	671	2.07%
AGENCY NOTES	<u>248,879,283.89</u>	<u>52.10%</u>	<u>52.55%</u>	<u>748</u>	<u>1.98%</u>
TOTAL MANAGED INVESTMENTS	\$477,714,368.38	100.00%	100.00%	<u>692</u>	<u>3.12%</u>
LESS: LAIF FUNDS NOT POOLED	<u>4,082,120.12</u>	<u>0.85%</u>			
TOTAL POOLED INVESTMENTS	<u>\$473,632,248.26</u>	<u>99.15%</u>	<u>100.00%</u>	<u>692</u>	<u>3.12%</u>

Sutter County  
Pooled Treasury Participants  
March 31, 2024



The Pooled Treasury is comprised of 357 separate funds representing the County's General Fund, County Non-General funds, special districts, school districts, and funds collected and held for the various PACE programs that are authorized by the City of Yuba City.

At the close of business March 31, 2024, pool participants' cash and investment balances consisted of the following:

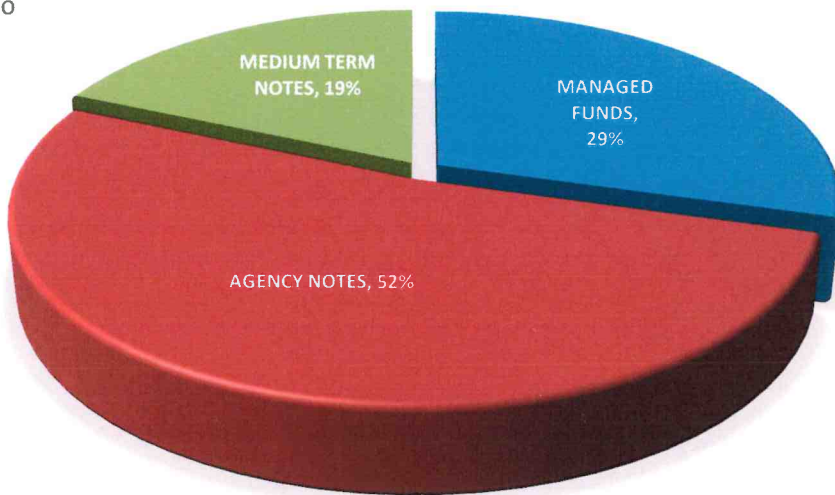
COUNTY GENERAL FUND	<b>3.55%</b>
COUNTY NON-GENERAL FUNDS	<b>33.80%</b>
SPECIAL DISTRICTS	<b>6.26%</b>
PACE	<b>0.01%</b>
SCHOOL FUNDS	<b><u>56.39%</u></b>

The pooled portfolio is comprised of three major classes of assets. As of March 31, 2024, agency notes made up 52%, medium term notes represented 18% and funds under management within the Local Area Investment Fund (LAIF), the California Asset Management Program (CAMP), Investment Trust of California (CalTRUST), and Five Star Bank completing the portfolio at 29%.

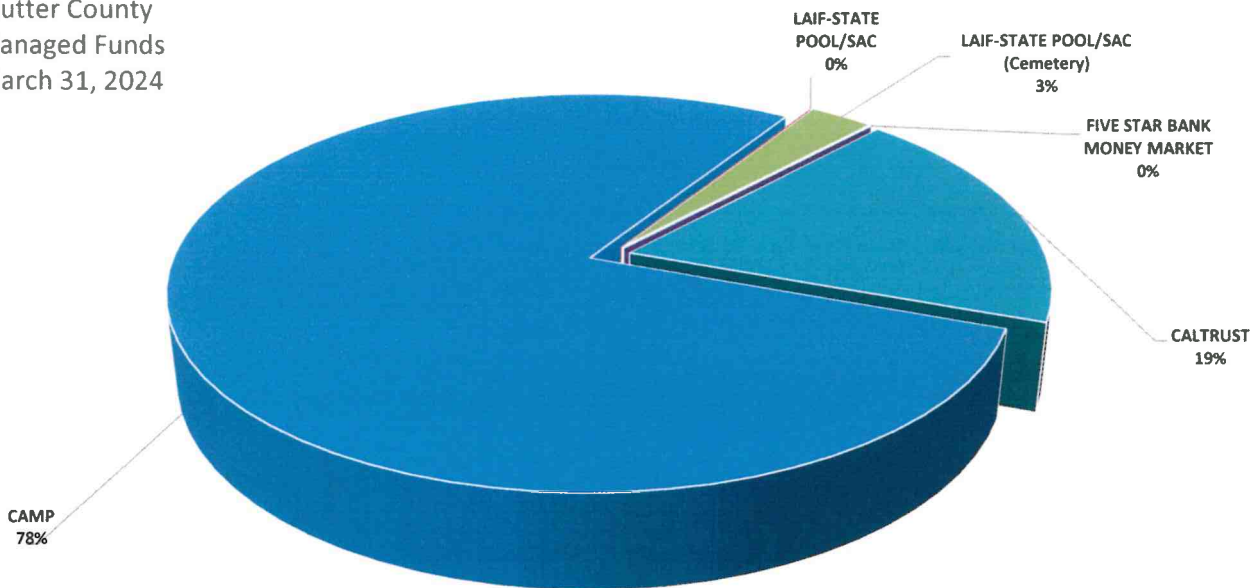
All assets are in compliance with the Sutter County Investment Policy and adhere to the requirements of California Government Code §53601-§53645 and §16429.1-§16429.3, which relate to the investing in the Local Area Investment Fund (LAIF)

Within the three major classes of assets the portfolio is further diversified, again, operating within the constraints of California Government Code and the Sutter County Investment Policy. The following charts provide a quick glance of the make-up of each category.

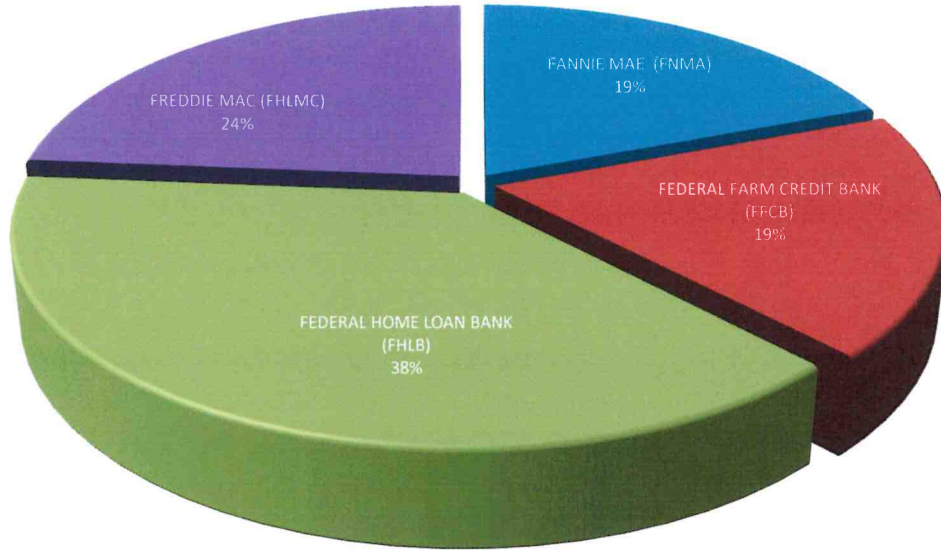
Sutter County  
Investment Portfolio  
Categories  
March 31, 2024



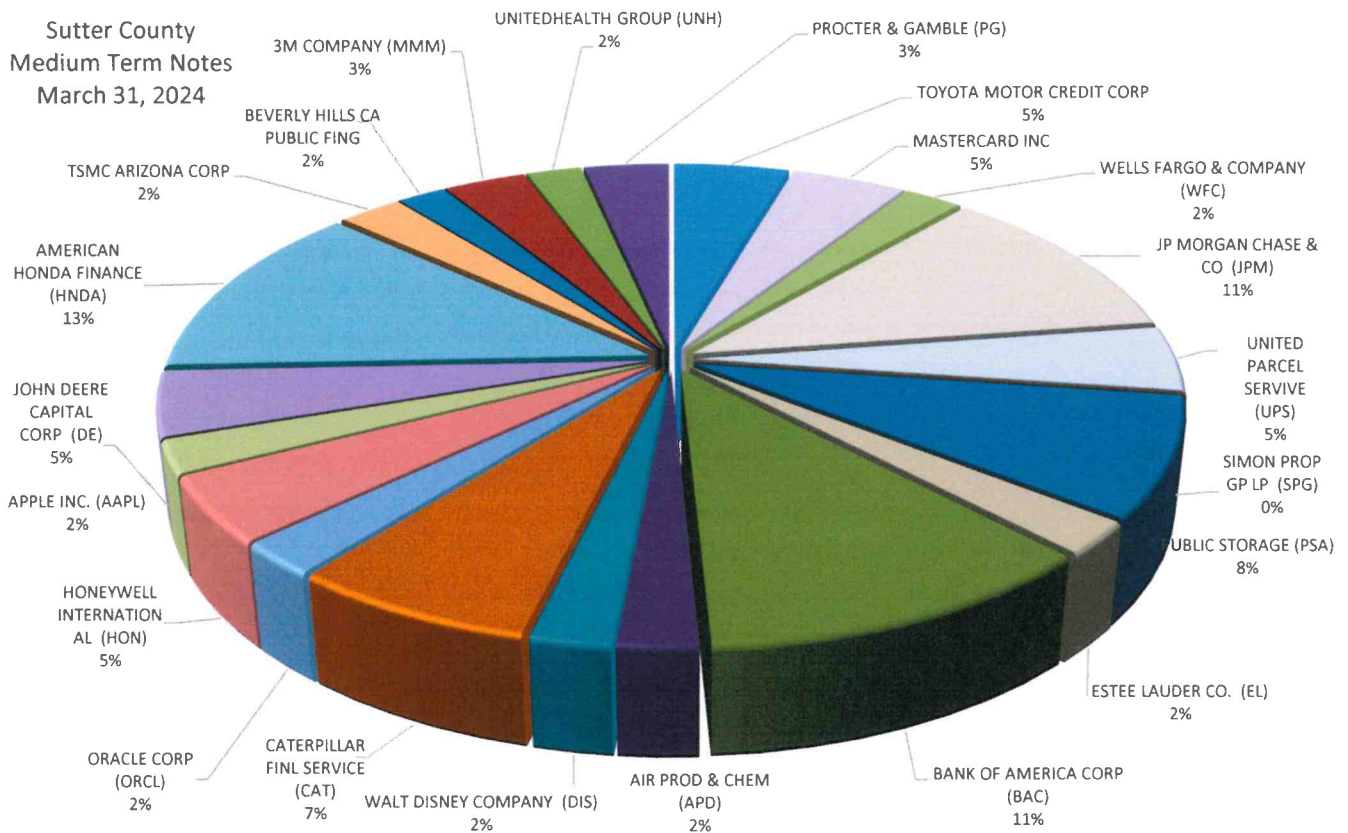
Sutter County  
Managed Funds  
March 31, 2024



Sutter County  
Agency Notes  
March 31, 2024



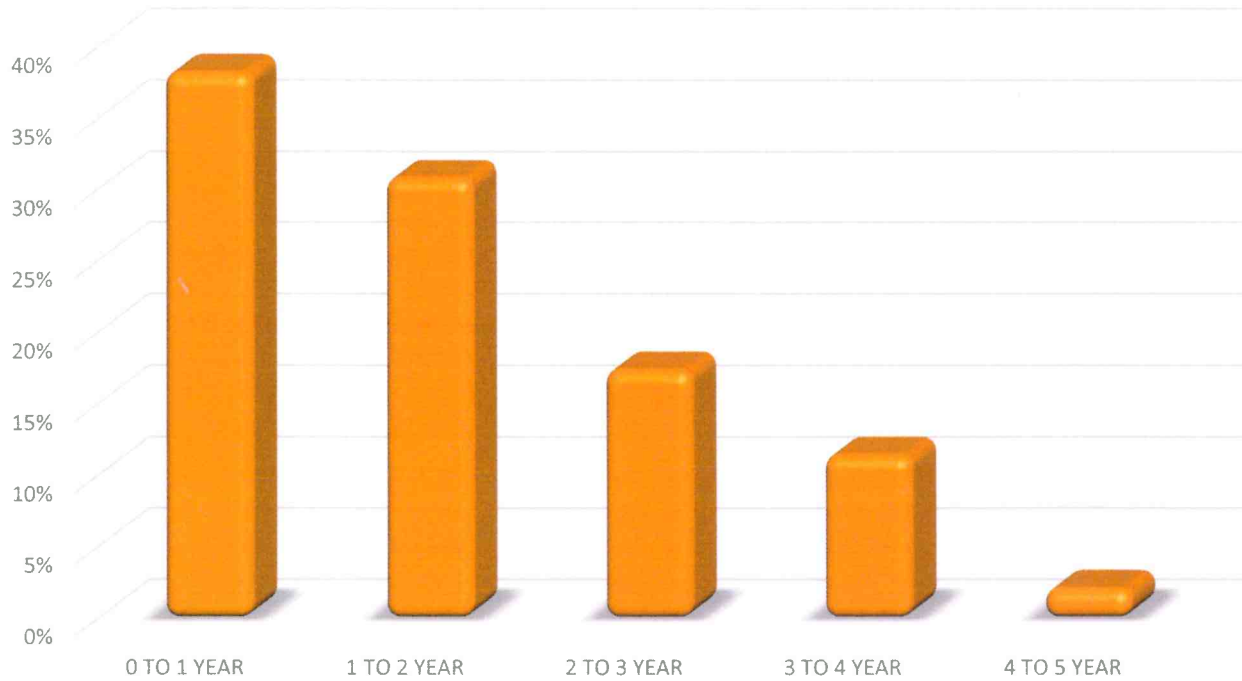
Sutter County  
Medium Term Notes  
March 31, 2024





All investments conform to California Government Code §56301 with maturities of no more than five years.

### Sutter County Pooled Portfolio Aging March 31, 2024



Investments in the pool must have a category rating of A or better at the time of purchase, as prescribed in the Sutter County Investment Policy, with the exception of LAIF, which is authorized in GC §16429.1-§16429.3.

### Sutter County Pooled Portfolio Asset Ratings March 31, 2024

