

Nicholas F. Valencia
Treasurer-Tax Collector



Christina N. Hernandez
Assistant Treasurer-Tax Collector

May 30, 2024

To: Sutter County Board of Supervisors

Re: Sutter County Investment Portfolio Report for April 30, 2024

Following is the Sutter County Investment Portfolio report as of April 30, 2024. The schedule includes all short-term, mid-term and long-term investments held at the conclusion of business on the final day of the month. The Sutter County Treasurer and Tax Collector is given authority over the pooled investment portfolio through Board delegation pursuant to Government Code §27000.1. Investment activities of the pooled treasury are governed by Government Code §53601 as incorporated in the Sutter County Investment Policy. Investment of the county's, school districts' and special districts' surplus funds start with the objective of safety of the principle to minimize possibility losses. Following safety is the liquidity objective to provide coverage of day-to-day operations and to meet contingency as they arise. The final objective is earning a reasonable return or yield on the funds invested. The Sutter County Investment Policy may be found on the Treasurer's webpage at: <https://www.suttercounty.org/government/county-departments/treasurer-tax-collector>

As Treasurer and Tax Collector, I certify that this document reflects the government agencies' pooled investments and that all investments are in compliance with the County of Sutter Investment Policy.

The combined cash and investments in the county treasury total \$507,629,651.91 and will provide sufficient cash flow liquidity to meet estimated pooled treasury expenditures for the next six months.

Invested treasury funds total \$506,329,448.99 with \$169,250,120.43 under the management of the Local Agency Investment Fund, California Asset Management Program, CalTRUST, and Money Market Mutual Funds with Five Star Bank. The Bank of New York, which provides third-party safekeeping services to Sutter County, provides market value data. The dollar-weighted average maturity of invested funds is 483 days.

Investments are selected based on criteria contained in the Sutter County Investment Policy, which emphasizes safety, liquidity, yield, and diversification. Therefore, the interest rates will fluctuate, and the types of investments will vary depending upon county needs and market availability on a particular day.

Respectfully submitted,

A handwritten signature in blue ink, appearing to read "Nicholas Valencia", is written over a white background.

Nicholas F. Valencia
Treasurer-Tax Collector

SUTTER COUNTY
INVESTMENT PORTFOLIO
April 30, 2024



TREASURY	NUMBER	INSTITUTION/BRANCH	CUSIP	BOOK VALUE	MARKET VALUE	PAR VALUE	INVESTED	DATE	MATURES	DAYS	TOTAL	CURRENT	YIELD	RATE
MANAGED FUNDS														
2023-00A	CAMP		0	113,761,101.95	113,761,101.95	113,761,101.95	N/A	N/A	N/A	N/A	5.440000%	5.440000%	5.440000%	
2023-00B	LAIF-STATE POOL/SAC		0	10,057,606.13	10,057,606.13	10,057,606.13	N/A	N/A	N/A	N/A	4.300000%	4.300000%	4.300000%	
2023-00C	LAIF-STATE POOL/SAC (Cemetery)		0	4,082,120.12	4,082,120.12	4,082,120.12	N/A	N/A	N/A	N/A	4.300000%	4.300000%	4.300000%	
2023-00D	FIVE STAR BANK MONEY MARKET		0	20,085,210.60	20,085,210.60	20,085,210.60	N/A	N/A	N/A	N/A	4.500000%	4.500000%	4.500000%	
2023-00E	CALTRUST		0	21,264,081.63	21,264,081.63	21,264,081.63	N/A	N/A	N/A	N/A	5.370000%	5.370000%	5.370000%	
AGENCIES NOTES														
20196		TOTAL MANAGED FUNDS		169,250,120.43	169,250,120.43	169,250,120.43					1,277	0.350000%	0.350000%	0.350000%
22047		FEDERAL FARM CREDIT BANK (FFCB)	3133EMGF3	1,998,945.97	1,995,740.00	2,000,000.00	11/16/20	05/16/24			731	2.860000%	2.860000%	2.860000%
20224		FREDDIE MAC (FHLMC)	3134GXWD2	2,000,000.00	1,991,980.00	2,000,000.00	06/21/22	06/21/24			1,278	0.310000%	0.310000%	0.310000%
20221		FANNIE MAE (FNMA)	3135GAC25	4,000,000.00	3,970,560.00	4,000,000.00	12/24/20	06/24/24			639	0.320000%	0.320000%	0.320000%
22121		FREDDIE MAC (FHLMC)	3134GXJH4	4,000,000.00	3,965,960.00	4,000,000.00	12/28/20	06/28/24			1,096	5.010000%	5.000000%	5.000000%
21089		FEDERAL HOME LOAN BANK (FHLB)	3134GY2M3	5,000,000.00	4,989,750.00	5,000,000.00	11/28/22	08/28/24			1,370	0.370000%	0.360000%	0.360000%
20222		FREDDIE MAC (FHLMC)	3130ANTP5	2,000,000.00	1,952,920.00	2,000,000.00	09/16/21	09/16/24			1,096	1.020000%	1.000000%	1.000000%
21113		FREDDIE MAC (FHLMC)	3134GXJK1	4,000,000.00	3,917,760.00	4,000,000.00	12/30/20	09/30/24			1,096	0.670000%	0.650000%	0.650000%
2020-110		FEDERAL HOME LOAN BANK (FHLB)	3130APQM0	2,000,000.00	1,952,100.00	2,000,000.00	11/18/21	11/18/24			1,645	1.080000%	1.030000%	1.030000%
21112		FEDERAL HOME LOAN BANK (FHLB)	3130AJSF7	1,000,000.00	969,100.00	1,000,000.00	07/08/20	01/08/25			1,826	0.740000%	0.700000%	0.700000%
2020-123		FEDERAL HOME LOAN BANK (FHLB)	3130APRD9	2,000,000.00	1,914,140.00	2,000,000.00	11/16/21	05/16/25			1,187	3.530000%	3.500000%	3.500000%
2020-185		FANNIE MAE (FNMA)	3136G4ZR7	4,000,000.00	3,775,080.00	4,000,000.00	10/28/20	07/28/25			1,734	0.530000%	0.500000%	0.500000%
2020-136		FANNIE MAE (FNMA)	3136G4D75	4,000,000.00	3,779,480.00	4,000,000.00	07/30/20	07/29/25			1,826	0.590000%	0.560000%	0.560000%
2020-134		FANNIE MAE (FNMA)	3136G4G31	4,000,000.00	3,781,400.00	4,000,000.00	07/30/20	07/30/25			1,826	0.590000%	0.560000%	0.560000%
2020-140		FANNIE MAE (FNMA)	3136G4G88	2,000,000.00	1,865,540.00	2,000,000.00	08/12/20	08/12/25			1,826	0.640000%	0.600000%	0.600000%
2020-141		FREDDIE MAC (FHLMC)	3134GWK19	2,000,000.00	1,866,620.00	2,000,000.00	08/12/20	08/12/25			1,826	0.690000%	0.650000%	0.650000%
2020-137		FANNIE MAE (FNMA)	3136G4C43	4,000,000.00	3,774,720.00	4,000,000.00	08/14/20	08/14/25			1,826	0.530000%	0.500000%	0.500000%
2020-149		FANNIE MAE (FNMA)	3136G4H71	1,999,899.38	1,882,140.00	2,000,000.00	08/18/20	08/18/25			1,826	0.590000%	0.560000%	0.560000%
2020-150		FANNIE MAE (FNMA)	3136G4N74	2,000,000.00	1,884,660.00	2,000,000.00	08/21/20	08/21/25			1,826	0.590000%	0.560000%	0.560000%
2020-159		FEDERAL FARM CREDIT BANK (FFCB)	3133EL4W1	3,998,872.25	3,769,920.00	4,000,000.00	09/04/20	08/25/25			1,705	0.400000%	0.375000%	0.375000%
20228		FANNIE MAE (FNMA)	3135G05X7	1,998,899.52	1,878,380.00	2,000,000.00	12/24/20	08/25/25			1,826	0.640000%	0.600000%	0.600000%
2020-155		FANNIE MAE (FNMA)	3136G4X32	2,000,000.00	1,884,460.00	2,000,000.00	08/26/20	08/26/25			1,826	0.700000%	0.670000%	0.670000%
2020-161		FEDERAL HOME LOAN BANK (FHLB)	3130ANPE4	4,000,000.00	3,771,160.00	4,000,000.00	08/26/21	08/26/25			1,461	0.530000%	0.500000%	0.500000%
2020-168		FREDDIE MAC (FHLMC)	3134GWPT5	2,000,000.00	1,878,780.00	2,000,000.00	09/23/20	09/23/25			1,826	0.530000%	0.500000%	0.500000%
2020-180		FANNIE MAE (FNMA)	3135G06B4	2,000,000.00	1,870,160.00	2,000,000.00	10/22/20	10/22/25			1,826	0.560000%	0.540000%	0.540000%
20190		FREDDIE MAC (FHLMC)	3134GW4Z6	4,000,000.00	3,736,840.00	4,000,000.00	10/27/20	10/27/25			1,826	0.560000%	0.540000%	0.540000%
20197		FANNIE MAE (FNMA)	3136G46N8	4,000,000.00	3,739,280.00	4,000,000.00	11/02/20	10/29/25			1,822	0.640000%	0.600000%	0.600000%
20198		FREDDIE MAC (FHLMC)	3134GXCH5	4,000,000.00	3,727,040.00	4,000,000.00	11/25/20	11/25/25			1,826	0.670000%	0.620000%	0.620000%
20204		FEDERAL FARM CREDIT BANK (FFCB)	3133EMUC7	4,000,000.00	3,721,840.00	4,000,000.00	12/01/20	12/01/25			1,826	1.420000%	1.340000%	1.340000%
20201		FREDDIE MAC (FHLMC)	3134GXDM3	4,000,000.00	3,725,440.00	4,000,000.00	12/01/20	12/01/25			1,461	0.610000%	0.570000%	0.570000%
21118		FEDERAL FARM CREDIT BANK (FFCB)	3133ENFR6	4,250,000.00	4,004,222.50	4,250,000.00	12/01/21	12/01/25			1,826	0.580000%	0.540000%	0.540000%
20219		FEDERAL HOME LOAN BANK (FHLB)	3130AKJR8	4,000,000.00	3,710,920.00	4,000,000.00	12/16/20	12/16/25			1,826	0.700000%	0.650000%	0.650000%
20217		FEDERAL FARM CREDIT BANK (FFCB)	3133EMKT8	4,000,000.00	3,713,080.00	4,000,000.00	12/17/20	12/17/25			1,826	0.540000%	0.500000%	0.500000%
20212		FANNIE MAE (FNMA)	3135G06K4	2,000,000.00	1,859,920.00	2,000,000.00	12/17/20	12/17/25			1,826	0.690000%	0.640000%	0.640000%
20227		FEDERAL FARM CREDIT BANK (FFCB)	3133EMLR1	4,000,000.00	3,707,720.00	4,000,000.00	12/24/20	12/23/25			1,461	1.630000%	1.530000%	1.530000%
20204		FANNIE MAE (FNMA)	3135G06Q1	6,004,199.34	5,569,800.00	6,000,000.00	12/30/20	12/30/25			1,096	5.170000%	5.150000%	5.150000%
23016		FEDERAL FARM CREDIT BANK (FFCB)	3133ENLD0	4,000,000.00	3,759,460.00	4,000,000.00	01/26/22	01/26/26			1,826	0.530000%	0.500000%	0.500000%
23025		FREDDIE MAC (FHLMC)	3134GYFR8	3,000,000.00	2,897,520.00	3,000,000.00	02/17/23	02/17/26			1,185	1.140000%	1.050000%	1.050000%
21050		FEDERAL HOME LOAN BANK (FHLB)	3130AUSP0	5,000,000.00	4,968,700.00	5,000,000.00	02/08/26	02/08/26			1,826			
		FEDERAL HOME LOAN BANK (FHLB)	3130AMKB7	4,000,000.00	3,679,400.00	4,000,000.00	05/26/21	05/26/26			1,826			

SUTTER COUNTY
INVESTMENT PORTFOLIO
April 30, 2024



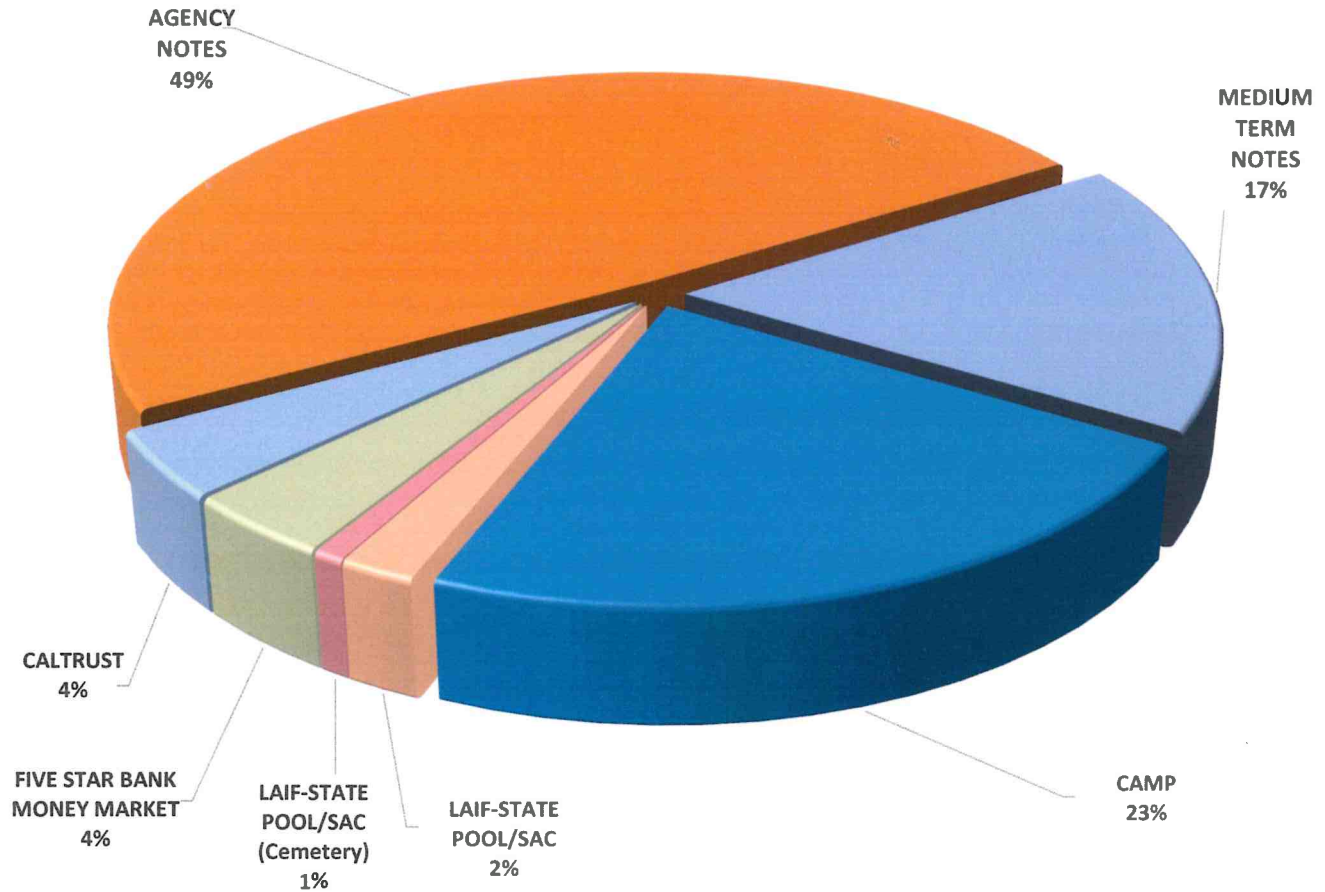
TREASURY	NUMBER	INSTITUTION/BRANCH	CUSIP	BOOK VALUE	MARKET VALUE	PAR VALUE	INVESTED	DATE	MATURES	DATE	TOTAL DAYS	INVESTED	CURRENT YIELD	RATE
	21052	FEDERAL HOME LOAN BANK (FHLB)	3130AMMQ2	3,000,000.00	2,742,510.00	3,000,000.00	06/08/21	06/08/26	06/08/26	06/08/26	1,826	1,826	1.00000%	0.91000%
	21054	FEDERAL HOME LOAN BANK (FHLB)	3130AMPJ5	2,000,000.00	1,828,240.00	2,000,000.00	06/16/21	06/16/26	06/16/26	06/16/26	1,826	1,826	1.04000%	0.95000%
	21129/21132	FEDERAL FARM CREDIT BANK (FFCB)	3133ENHV5	4,000,000.00	3,695,080.00	4,000,000.00	12/22/21	06/22/26	06/22/26	06/22/26	1,643	1,643	1.50000%	1.38000%
	21066	FEDERAL HOME LOAN BANK (FHLB)	3130AMT28	2,000,000.00	1,832,500.00	2,000,000.00	06/30/21	06/30/26	06/30/26	06/30/26	1,826	1,826	1.09000%	1.00000%
	21085	FEDERAL FARM CREDIT BANK (FFCB)	3133EM3T7	3,998,547.65	3,628,160.00	4,000,000.00	09/01/21	09/01/26	09/01/26	09/01/26	1,826	1,826	0.96000%	0.87000%
	21087	FEDERAL HOME LOAN BANK (FHLB)	3130ANRR3	4,000,000.00	3,627,680.00	4,000,000.00	09/17/21	09/17/26	09/17/26	09/17/26	1,826	1,826	1.10000%	1.00000%
	21090	FEDERAL HOME LOAN BANK (FHLB)	3130APVC6	3,649,017.46	3,315,842.50	3,650,000.00	12/16/21	12/16/26	12/16/26	12/16/26	1,811	1,811	1.51000%	1.37500%
	21125	FEDERAL FARM CREDIT BANK (FFCB)	3133ENHC7	4,000,000.00	3,656,200.00	4,000,000.00	12/16/21	12/16/26	12/16/26	12/16/26	1,824	1,824	1.75000%	1.60000%
	23252	FREDDIE MAC (FHLMC)	3134HTMK6	4,000,000.00	3,982,400.00	4,000,000.00	12/21/23	12/21/26	12/21/26	12/21/26	1,086	1,086	5.42000%	5.40000%
	21130	FEDERAL FARM CREDIT BANK (FFCB)	3133ENJCS	4,000,000.00	3,623,200.00	4,000,000.00	12/22/21	12/22/26	12/22/26	12/22/26	1,826	1,826	1.42000%	1.29000%
	21121	FEDERAL HOME LOAN BANK (FHLB)	3130AGSP4	2,000,000.00	1,826,100.00	2,000,000.00	12/30/21	12/30/26	12/30/26	12/30/26	1,826	1,826	1.76000%	1.61000%
	21128	FEDERAL HOME LOAN BANK (FHLB)	3130AQDD2	2,500,000.00	2,263,650.00	2,500,000.00	12/30/21	12/30/26	12/30/26	12/30/26	1,826	1,826	1.60000%	1.45000%
	22002	FEDERAL FARM CREDIT BANK (FFCB)	3133ENKG4	3,987,752.33	3,649,920.00	4,000,000.00	01/12/22	01/11/27	01/11/27	01/11/27	1,825	1,825	1.61000%	1.47000%
	22003	FEDERAL HOME LOAN BANK (FHLB)	3130AQKM4	4,000,000.00	3,658,560.00	4,000,000.00	01/28/22	01/28/27	01/28/27	01/28/27	1,826	1,826	1.91000%	1.75000%
	23041	FREDDIE MAC (FHLMC)	3134GYHS4	2,000,000.00	1,991,200.00	2,000,000.00	02/23/23	02/23/27	02/23/27	02/23/27	1,461	1,461	5.15000%	5.12500%
	22009	FEDERAL HOME LOAN BANK (FHLB)	3130AQWC3	3,500,000.00	3,227,910.00	3,500,000.00	02/28/22	02/28/27	02/28/27	02/28/27	1,822	1,822	2.22000%	2.05000%
	22026	FEDERAL HOME LOAN BANK (FHLB)	3130ARJH5	3,992,169.99	3,796,120.00	4,000,000.00	04/22/22	04/22/27	04/22/27	04/22/27	1,826	1,826	3.32000%	3.15000%
	22027	FEDERAL HOME LOAN BANK (FHLB)	3130ARRP8	4,000,000.00	3,841,040.00	4,000,000.00	04/28/22	04/28/27	04/28/27	04/28/27	1,826	1,826	3.64000%	3.50000%
	22028	FEDERAL HOME LOAN BANK (FHLB)	3130ARPB1	4,000,000.00	3,826,360.00	4,000,000.00	04/28/22	04/28/27	04/28/27	04/28/27	1,826	1,826	3.66000%	3.50000%
	22049	FEDERAL HOME LOAN BANK (FHLB)	3130ASFQ7	2,000,000.00	1,936,160.00	2,000,000.00	06/29/22	06/29/27	06/29/27	06/29/27	1,826	1,826	4.13000%	4.00000%
	23039	FREDDIE MAC (FHLMC)	3134GYG48	3,000,000.00	2,958,090.00	3,000,000.00	02/24/23	02/24/27	02/24/27	02/24/27	1,842	1,842	5.22000%	5.15000%
	23250	FEDERAL HOME LOAN BANK (FHLB)	3130AY6J0	4,000,000.00	3,971,640.00	4,000,000.00	12/20/23	12/20/27	12/20/27	12/20/27	1,461	1,461	5.24000%	5.20000%
	23013	FEDERAL HOME LOAN BANK (FHLB)	3130AUNN0	3,000,000.00	2,977,080.00	3,000,000.00	01/30/23	01/27/28	01/27/28	01/27/28	1,823	1,823	5.29000%	5.25000%
	23014	FREDDIE MAC (FHLMC)	3134GYF31	3,000,000.00	2,968,860.00	3,000,000.00	01/30/23	01/27/28	01/27/28	01/27/28	1,823	1,823	5.15000%	5.10000%
	23015	FREDDIE MAC (FHLMC)	3134GYFQ0	3,000,000.00	2,953,470.00	3,000,000.00	02/07/23	02/07/28	02/07/28	02/07/28	1,826	1,826	4.82000%	4.75000%
	23040	FEDERAL HOME LOAN BANK (FHLB)	3130AUJAO	5,000,000.00	4,971,200.00	5,000,000.00	02/09/23	02/09/28	02/09/28	02/09/28	1,826	1,826	5.03000%	5.00000%
	23042	FREDDIE MAC (FHLMC)	3134GYGU0	4,000,000.00	3,946,600.00	4,000,000.00	02/24/23	02/24/28	02/24/28	02/24/28	1,826	1,826	5.37000%	5.30000%
	23044	FEDERAL HOME LOAN BANK (FHLB)	3130AUTV6	2,000,000.00	1,996,560.00	2,000,000.00	02/24/23	02/24/28	02/24/28	02/24/28	1,826	1,826	5.51000%	5.50000%
	24052	FEDERAL HOME LOAN BANK (FHLB)	3130AUTF1	2,000,000.00	1,977,220.00	2,000,000.00	02/28/23	02/28/28	02/28/28	02/28/28	1,826	1,826	5.31000%	5.25000%
		FEDERAL HOME LOAN BANK (FHLB)	3130BDM55	10,000,000.00	9,927,000.00	10,000,000.00	03/28/24	03/28/29	03/28/29	03/28/29	1,826	1,826	5.29000%	5.25000%
		TOTAL AGENCY NOTES		248,879,283.89	236,884,915.00	248,900,000.00								
MEDIUM TERM NOTES														
	21124	TOYOTA MOTOR CREDIT CORP	89236TGL3	4,017,760.47	3,940,680.00	4,000,000.00	12/15/21	10/07/24	10/07/24	10/07/24	1,027	1,027	2.03000%	2.00000%
	2019-143	ESTEEL LAUDER CO. (EL)	29736RANO	2,000,738.50	1,961,280.00	2,000,000.00	12/10/19	12/10/24	12/10/24	12/10/24	1,818	1,818	2.04000%	2.00000%
	2020-075	WELLS FARGO & COMPANY (WFC)	95001D6W5	2,000,000.00	1,925,680.00	2,000,000.00	04/30/20	04/30/25	04/30/25	04/30/25	1,826	1,826	2.60000%	2.50000%
	2020-153	JP MORGAN CHASE & CO (JPM)	48128GV98	2,000,000.00	1,836,760.00	2,000,000.00	08/28/20	08/28/25	08/28/25	08/28/25	1,826	1,826	0.82000%	0.75000%
	20215	BANK OF AMERICA CORP (BAC)	06048WK41	3,998,865.93	3,704,800.00	4,000,000.00	12/10/20	11/25/25	11/25/25	11/25/25	1,811	1,811	0.92000%	0.85000%
	20225	JP MORGAN CHASE & CO (JPM)	48128GV53	2,000,000.00	1,836,240.00	2,000,000.00	12/22/20	12/22/25	12/22/25	12/22/25	1,826	1,826	0.90000%	0.82500%
	22037	BANK OF AMERICA CORP (BAC)	06048VW56	2,000,000.00	1,827,600.00	2,000,000.00	05/05/22	05/05/26	05/05/26	05/05/26	1,461	1,461	4.13000%	4.00000%
	21063	BANK OF AMERICA CORP (BAC)	06048WM49	2,000,000.00	1,827,600.00	2,000,000.00	06/15/21	06/15/26	06/15/26	06/15/26	1,826	1,826	1.64000%	1.00000%
	21081	BANK OF AMERICA CORP (BAC)	06048WN22	2,000,000.00	1,770,460.00	2,000,000.00	08/26/21	08/26/26	08/26/26	08/26/26	1,826	1,826	1.41000%	1.25000%
	21106	JP MORGAN CHASE & CO (JPM)	48128GSU0	2,000,000.00	1,770,720.00	2,000,000.00	10/29/21	10/29/26	10/29/26	10/29/26	1,826	1,826	1.67000%	1.48000%
	21115	JP MORGAN CHASE & CO (JPM)	48130JZH1	4,000,000.00	3,426,320.00	4,000,000.00	11/30/21	11/30/26	11/30/26	11/30/26	1,826	1,826	1.75000%	1.50000%
	23028	3M COMPANY (MMM)	88579YAY7	2,849,648.05	2,756,100.00	3,000,000.00	02/08/23	10/15/27	10/15/27	10/15/27	1,710	1,710	3.13000%	2.87500%
	2020-080	CATERPILLAR FINL SERVICE (CAT)	14912L6C0	2,007,961.33	1,994,200.00	2,000,000.00	05/01/20	06/09/24	06/09/24	06/09/24	1,500	1,500	3.31000%	3.30000%
	2019-144	AIR PROD & CHEM (APD)	009158AV8	2,007,897.25	1,988,940.00	2,000,000.00	12/10/19	07/31/24	07/31/24	07/31/24	1,895	1,895	3.37000%	3.35000%
	2019-150	WALT DISNEY COMPANY (DIS)	254687FK7	1,998,338.84	1,975,000.00	2,000,000.00	12/10/19	08/30/24	08/30/24	08/30/24	1,725	1,725	1.77000%	1.75000%
	2019-122	UNITED PARCEL SERVICE (UPS)	911312BT2	4,002,054.50	3,952,640.00	4,000,000.00	11/01/19	09/01/24	09/01/24	09/01/24	1,766	1,766	2.23000%	2.20000%
	2020-096	HONEYWELL INTERNATIONAL (HON)	438516CB0	2,011,036.88	1,916,660.00	2,000,000.00	06/04/20	06/01/25	06/01/25	06/01/25	1,823	1,823	1.41000%	1.35000%
	20229	CATERPILLAR FINL SERVICE (CAT)	14913R2H9	4,012,750.77	3,737,280.00	4,000,000.00	12/28/20	11/13/25	11/13/25	11/13/25	1,781	1,781	0.86000%	0.80000%

SUTTER COUNTY
INVESTMENT PORTFOLIO
April 30, 2024



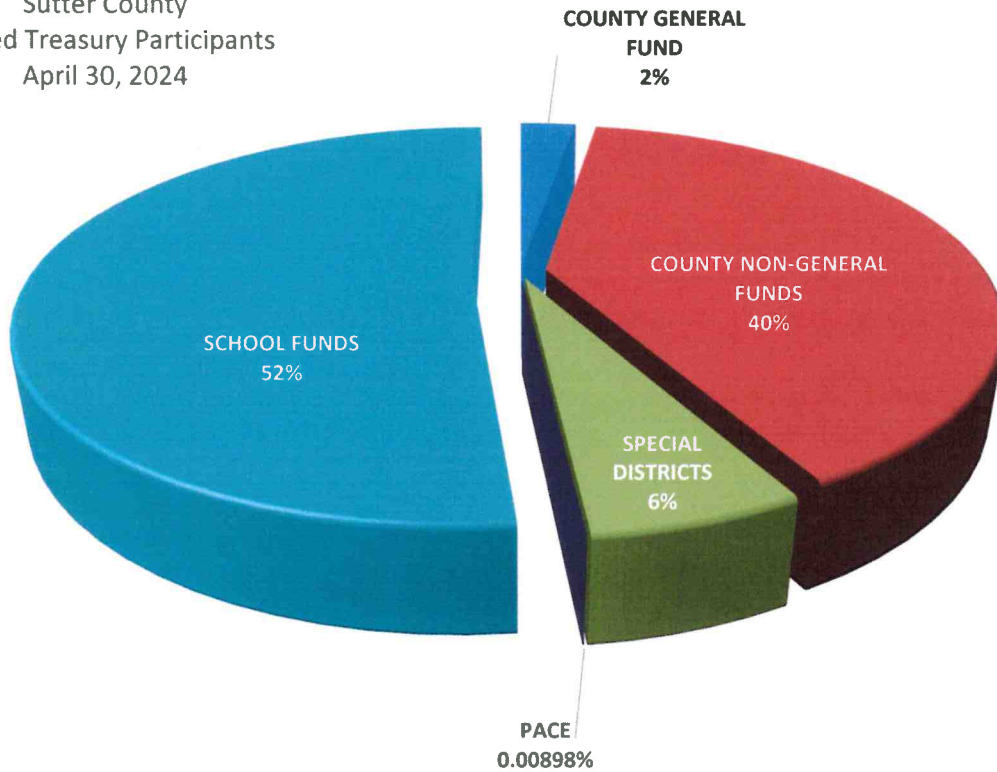
TREASURY		INSTITUTION/BRANCH		CUSIP	BOOK VALUE	MARKET VALUE	PAR VALUE	INVESTED DATE	MATURES DATE	TOTAL DAYS INVESTED	CURRENT YIELD	RATE
21008	JOHN DEERE CAPITAL CORP (DE)	24422EVK2	3,989,913.10	3,704,000.00	4,000,000.00	02/01/21	01/15/26	1,809	0.76000%	0.70000%		
22012	PUBLIC STORAGE (PSA)	74460WAA5	3,907,845.14	3,688,560.00	4,000,000.00	02/14/22	02/15/26	1,462	0.95000%	0.87500%		
22011	HONEYWELL INTERNATIONAL (HON)	438516BL9	2,017,120.92	1,875,640.00	2,000,000.00	02/14/22	11/01/26	1,721	2.67000%	2.50000%		
21120	PUBLIC STORAGE (PSA)	74460DAG4	3,490,619.40	3,182,022.75	3,495,000.00	12/03/21	11/09/26	1,802	1.65000%	1.50000%		
20230	AMERICAN HONDA FINANCE (HNDA)	02665WDL2	4,024,971.23	3,801,200.00	4,000,000.00	12/28/20	07/08/25	1,653	1.26000%	1.20000%		
2020-1669/176	AMERICAN HONDA FINANCE (HNDA)	02665WDN8	7,008,780.59	6,589,240.00	7,000,000.00	09/24/20	09/10/25	1,812	1.06000%	1.00000%		
23029	UNITEDHEALTH GROUP (UNH)	91324PDE9	1,912,469.19	1,856,020.00	2,000,000.00	02/06/23	10/15/27	1,710	3.18000%	2.95000%		
22025	MASTERCARD INC	57636GAR5	4,018,076.29	3,801,360.00	4,000,000.00	04/12/22	03/26/27	1,809	3.47000%	3.30000%		
22055	TSMC ARIZONA CORP	872899AF8	2,198,910.31	2,113,012.00	2,200,000.00	06/28/22	04/22/27	1,759	4.03000%	3.87500%		
23027	PROCTER & GAMBLE (PG)	742718FZ7	2,992,030.56	2,909,730.00	3,000,000.00	02/08/23	01/26/28	1,813	4.07000%	3.95000%		
20220	APPLE INC. (AAPL)	037833DT4	2,014,097.57	1,915,000.00	2,000,000.00	12/16/20	05/11/25	1,607	1.17000%	1.12500%		
2020-093	ORACLE CORP (ORCL)	68389XBT1	2,028,786.47	1,941,800.00	2,000,000.00	06/01/20	04/01/25	1,765	2.57000%	2.50000%		
22056	BEVERLY HILLS CA PUBLIC FING	088006K86	1,679,570.38	1,595,646.00	1,800,000.00	06/28/22	06/01/27	1,799	1.50000%	1.32700%		
TOTAL MEDIUM TERM NOTES					88,200,044.67	83,232,790.75	88,495,000.00	AVERAGE		1.882	3.19032%	3.07980%
TOTAL POOL INVESTMENTS					506,329,448.99	489,367,826.18	506,645,120.43					

Sutter County
Pooled Investment Portfolio
April 30, 2024



	<u>BOOK VALUE</u>	<u>PERCENTAGE OF MANAGED PORTFOLIO</u>	<u>INVESTED % OF POOLED PORTFOLIO</u>	<u>AVERAGE DAYS TO MATURITY</u>	<u>AVERAGE YIELD</u>
CAMP	\$113,761,101.95	22.47%	22.65%	1	5.44%
LOCAL AGENCY INVESTMENT FUND (COUNTY)	10,057,606.13	1.99%	2.00%	1	4.30%
LOCAL AGENCY INVESTMENT FUND (CEMETERY)	4,082,120.12	0.81%		1	4.30%
MONEY MARKET MUTUAL FUND	20,085,210.60	3.97%	4.00%	1	4.50%
CALTRUST	21,264,081.63	4.20%	4.23%	1	5.37%
MEDIUM TERM NOTES	88,200,044.67	17.42%	17.56%	641	2.08%
AGENCY NOTES	<u>248,879,283.89</u>	<u>49.15%</u>	<u>49.55%</u>	<u>718</u>	<u>1.99%</u>
TOTAL MANAGED INVESTMENTS	\$506,329,448.99	100.00%	100.00%	<u>664</u>	<u>3.19%</u>
LESS: LAIF FUNDS NOT POOLED	<u>4,082,120.12</u>	<u>0.81%</u>			
TOTAL POOLED INVESTMENTS	<u>\$502,247,328.87</u>	<u>99.19%</u>	<u>100.00%</u>	<u>664</u>	<u>3.19%</u>

Sutter County
Pooled Treasury Participants
April 30, 2024



The Pooled Treasury is comprised of 361 separate funds representing the County's General Fund, County Non-General funds, special districts, school districts, and funds collected and held for the various PACE programs that are authorized by the City of Yuba City.

At the close of business April 30, 2024, pool participants' cash and investment balances consisted of the following:

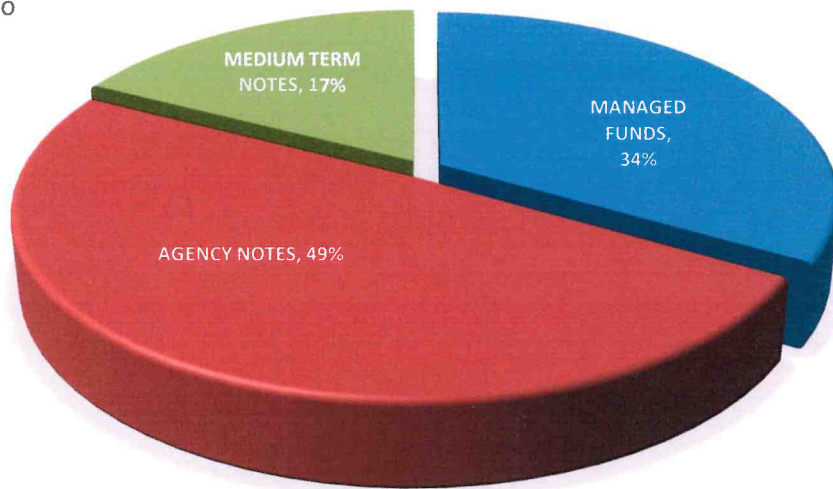
COUNTY GENERAL FUND	2.55%
COUNTY NON-GENERAL FUNDS	39.76%
SPECIAL DISTRICTS	6.01%
PACE	0.01%
SCHOOL FUNDS	<u>51.66%</u>

The pooled portfolio is comprised of three major classes of assets. As of April 30, 2024, agency notes made up 49%, medium term notes represented 17% and funds under management within the Local Area Investment Fund (LAIF), the California Asset Management Program (CAMP), Investment Trust of California (CalTRUST), and Five Star Bank completing the portfolio at 33%.

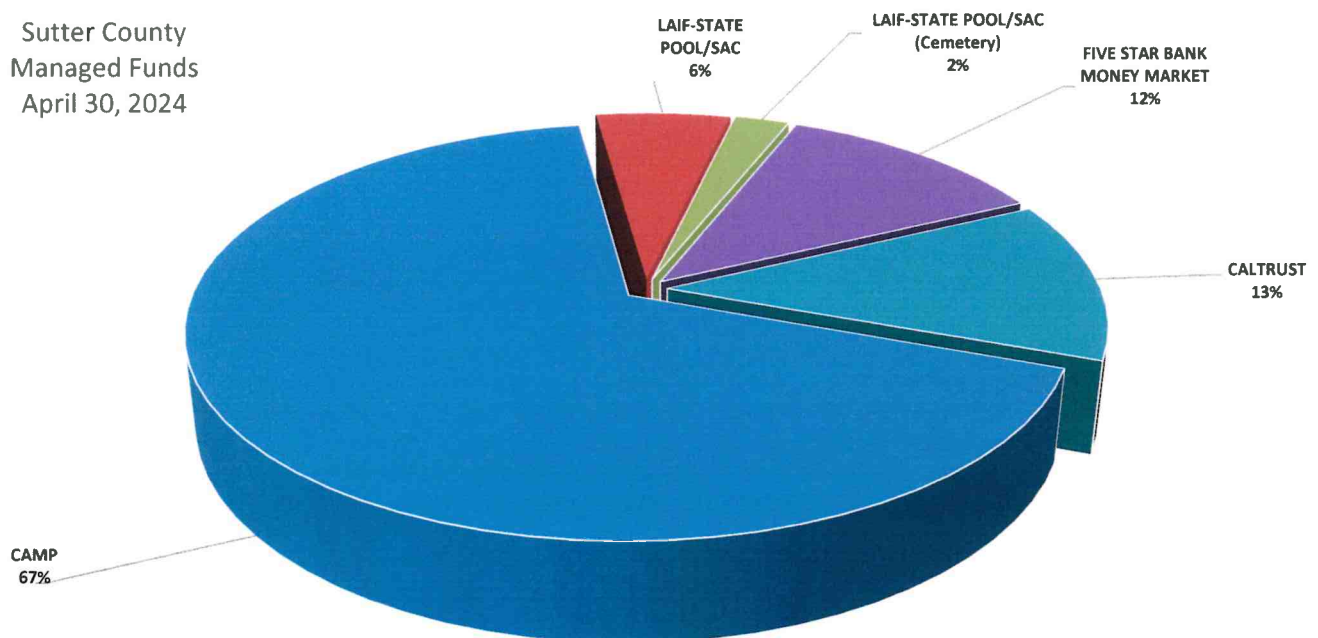
All assets are in compliance with the Sutter County Investment Policy and adhere to the requirements of California Government Code §53601-§53645 and §16429.1-§16429.3, which relate to the investing in the Local Area Investment Fund (LAIF)

Within the three major classes of assets the portfolio is further diversified, again, operating within the constraints of California Government Code and the Sutter County Investment Policy. The following charts provide a quick glance of the make-up of each category.

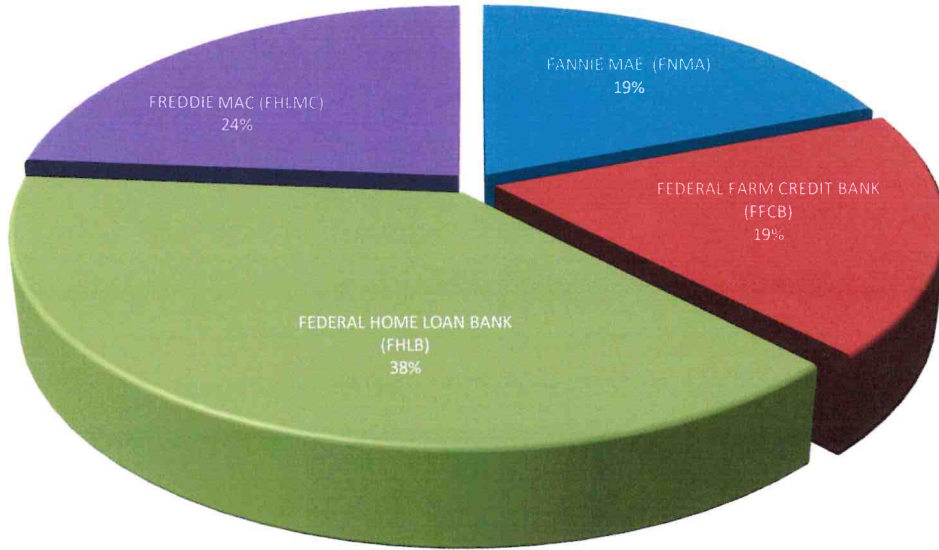
Sutter County
Investment Portfolio
Categories
April 30, 2024



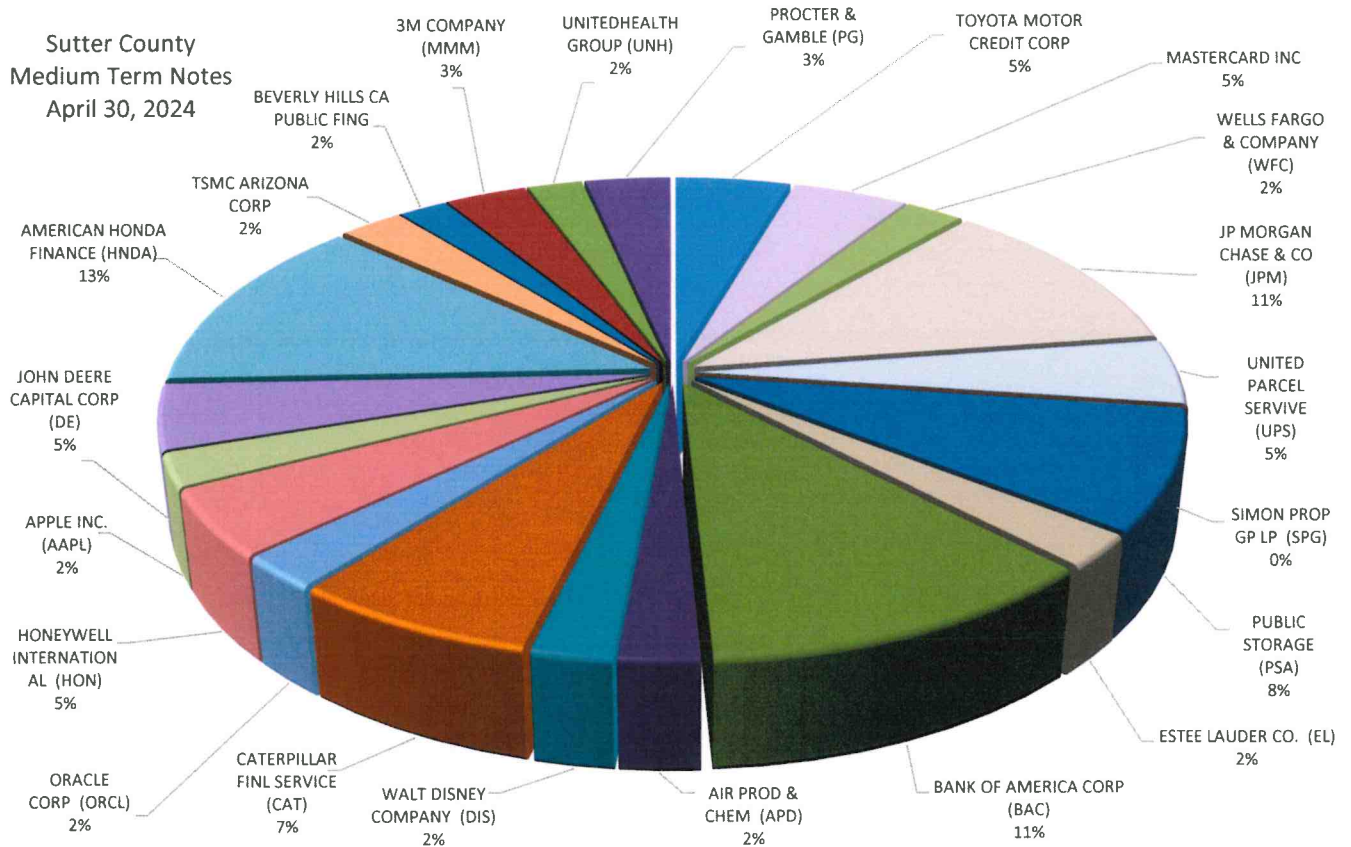
Sutter County
Managed Funds
April 30, 2024



Sutter County
Agency Notes
April 30, 2024

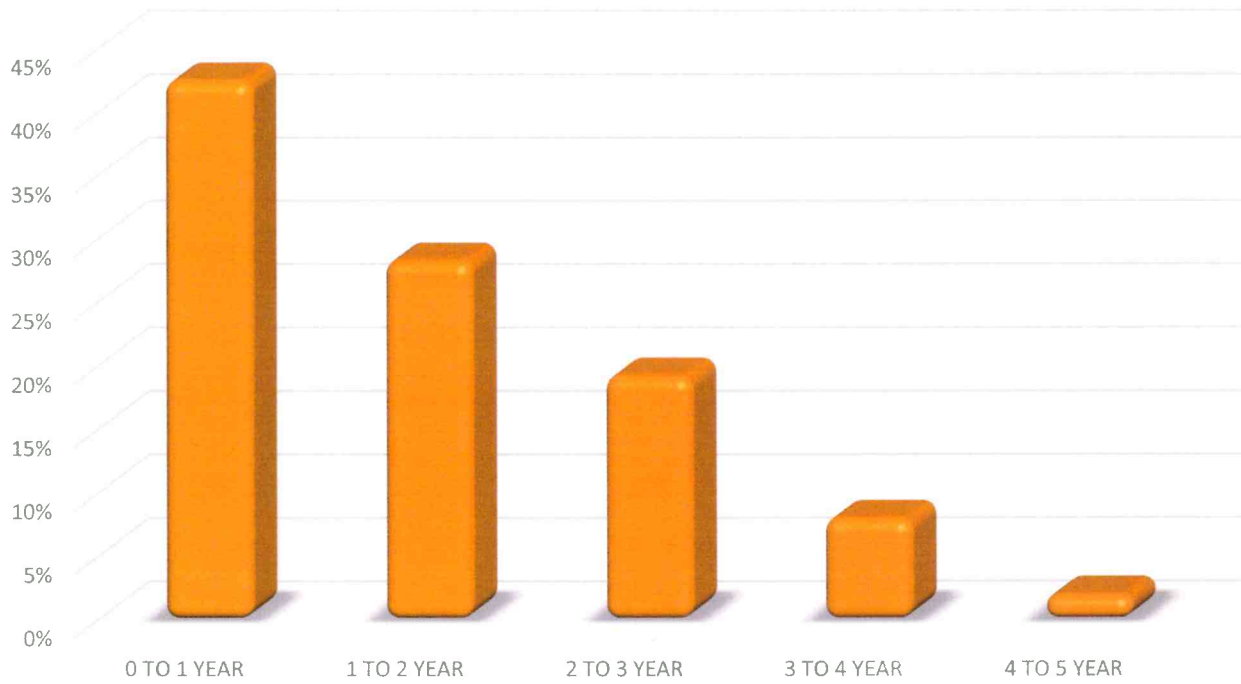


Sutter County
Medium Term Notes
April 30, 2024



All investments conform to California Government Code §56301 with maturities of no more than five years.

Sutter County Pooled Portfolio Aging April 30, 2024



Investments in the pool must have a category rating of A or better at the time of purchase, as prescribed in the Sutter County Investment Policy, with the exception of LAIF, which is authorized in GC §16429.1-§16429.3.

Sutter County Pooled Portfolio Asset Ratings April 30, 2024

